

*ENERGY-EFFICIENT
SPLIT SYSTEM HEAT PUMP
14.3 SEER2 & 7.5 HSPF2
1½ TO 5 TONS*



Contents

Nomenclature..... 2
 Product Specifications..... 3
 Expanded Cooling Data 4
 Expanded Heating Data..... 18
 Performance Data 20
 Dimensions 22
 Wiring Diagram..... 23
 Accessories 25

Standard Features

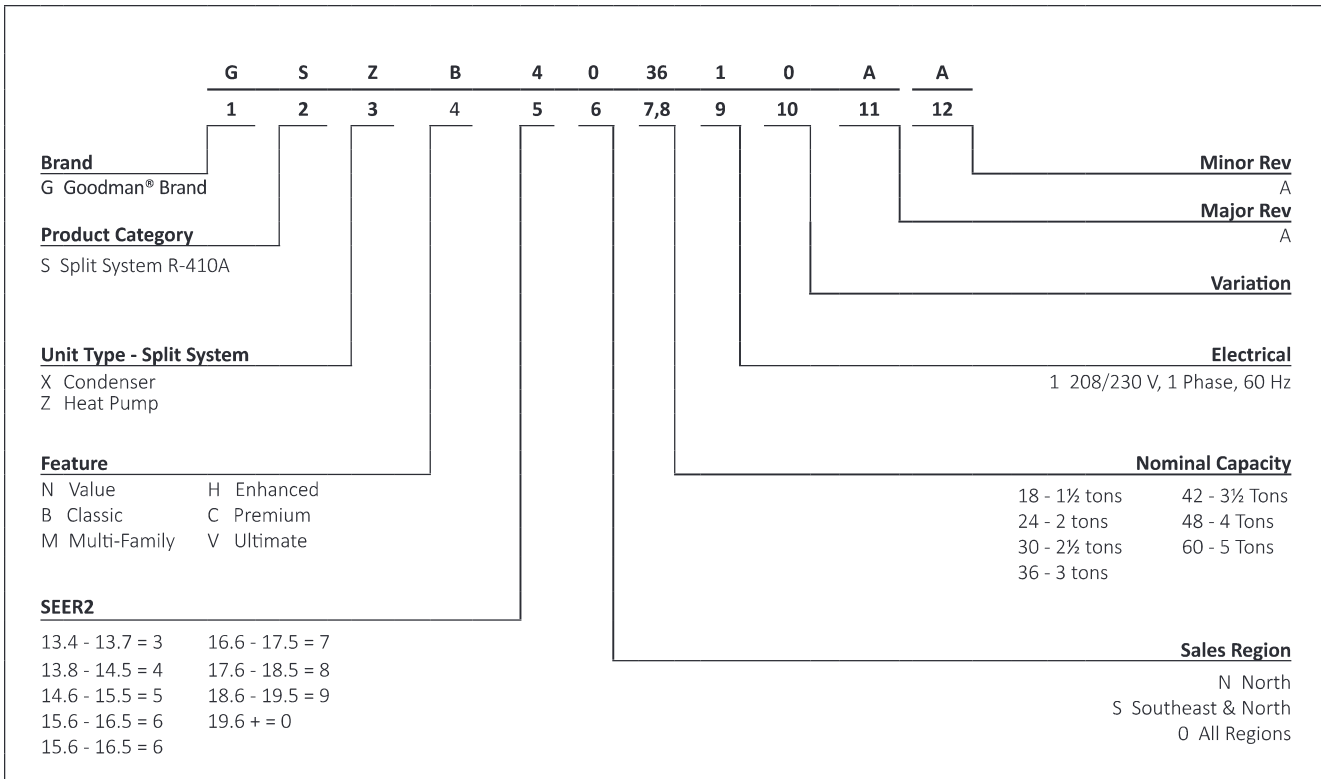
- Energy-efficient compressor
- SmartShift® technology to ensure quiet reliable defrost
- Enhanced aluminum fin coil with 5 mm diameter copper tubes in 1.5- to 3.5-ton
- Single-speed PSC condenser fan motor
- Factory-installed bi-flow liquid-line filter drier
- Factory-installed suction-line accumulator
- Factory-installed compressor crankcase heater
- Factory-installed high-capacity muffler
- High- and low-pressure switches
- Service valves with sweat connections and easy access to gauge ports
- Fully charged for 15' of tubing length
- Contactor with lug connection
- Ground lug connection
- AHRI Certified; ETL Listed

Cabinet Features

- Removable grille-style top design compliant with UL 60335-2-40
- Steel louver coil guard
- Heavy-gauge galvanized-steel cabinet
- Attractive Architectural Gray powder-paint finish with 500-hour salt-spray approval
- Top and side maintenance access
- When properly anchored, meets the 2020 Florida Building Code unit integrity requirements for hurricane-type winds (Anchor bracket kits available.)



* Complete warranty details available from your local dealer or at www.goodmanmfg.com. To receive the 10-Year Parts Limited Warranty, online registration must be completed within 60 days of installation. Online registration is not required in California or Quebec. The duration of warranty coverages in Texas differs in some cases.



	GSZB4 01810A*	GSZB4 02410A*	GSZB4 03010A*	GSZB4 03610A*	GSZB4 04210A*	GSZB4 04810A*	GSZB4 06010A*
NOMINAL CAPACITIES							
Cooling (BTU/h)	18,000	24,000	30,000	36,000	42,000	48,000	60,000
Heating (BTU/h)	18,000	24,000	30,000	36,000	42,000	48,000	60,000
Decibels	70	74	75	72	75	74	75
COMPRESSOR							
RLA	6.1	8.4	14.1	16.0	17.7	19.9	25.6
LRA	35.1	41.2	67.9	91.9	110.2	110.0	150.0
Stage	Single	Single	Single	Single	Single	Single	Single
Type	Rotary	Rotary	Scroll	Scroll	Scroll	Scroll	Scroll
CONDENSER FAN MOTOR							
Motor Type	PSC	PSC	PSC	PSC	PSC	PSC	PSC
Horsepower	1/6	1/6	1/6	1/6	1/4	1/4	1/4
FLA	0.95	0.95	0.95	0.97	1.3	1.3	1.3
REFRIGERATION SYSTEM							
Refrigerant Line Size ¹							
Liquid Line Size ("O.D.)	3/8"	3/8"	3/8"	3/8"	3/8"	3/8"	3/8"
Suction Line Size ("O.D.)	3/4"	3/4"	3/4"	7/8"	1 1/8"	1 1/8"	1 1/8"
Refrigerant Connection Size							
Liquid Valve Size ("O.D.)	3/8"	3/8"	3/8"	3/8"	3/8"	3/8"	3/8"
Suction Valve Size ("O.D.)	3/4"	3/4"	3/4"	7/8"	7/8"	7/8"	7/8"
Valve Connection Type	Sweat	Sweat	Sweat	Sweat	Sweat	Sweat	Sweat
Refrigerant Charge (oz.)	94	92	94	114	167	222	269
ELECTRICAL DATA							
Volts/Phase (60 Hz)	208/230	208/230	208/230	208/230	208/230	208/230	208/230
Minimum Circuit Ampacity ²	8.6	11.5	18.6	21	23.4	26.2	33.3
Max. Overcurrent Protection ³	15	15	30	35	40	45	50
Min / Max Volts	197/253	197/253	197/253	197/253	197/253	197/253	197/253
Electrical Conduit Size	1/2" or 3/4"	1/2" or 3/4"	1/2" or 3/4"	1/2" or 3/4"	1/2" or 3/4"	1/2" or 3/4"	1/2" or 3/4"
UNIT WEIGHTS							
Equipment Weight (lbs.)	161	160	175	214	264	272	305
Ship Weight (lbs)	176	175	190	234	284	292	325

¹ Tested and rated in accordance with ARI Standard 210/240

² Wire size should be determined in accordance with National Electrical Codes; extensive wire runs will require larger wire sizes

³ Must use time-delay fuses or HACR-type circuit breakers of the same size as noted.

NOTES

- Always check the S&R plate for electrical data on the unit being installed.
- Installer will need to supply 3/8" to 1 1/8" adapters for suction line connections.
- Unit is charged with refrigerant for 15' of 3/8" liquid line. System charge must be adjusted per Installation Instructions Final Charge Procedure.
- Installation of these units requires the specified TXV Kit to be installed on the indoor coil. THE SPECIFIED TXV IS DETERMINED BY THE OUTDOOR UNIT NOT THE INDOOR COIL.

EXPANDED COOLING DATA — GSZB401810A* + AMST24BU1400A*

IDB	AIRFLOW	OUTDOOR AMBIENT TEMPERATURE												ENTERING INDOOR WET BULB TEMPERATURE											
		65°F				75°F				85°F				95°F				105°F				115°F			
		59	63	67	71	59	63	67	71	59	63	67	71	59	63	67	71	59	63	67	71	59	63	67	71
70	MBh	17.3	17.5	18.0	18.0	17.1	17.4	17.9	17.9	16.7	16.9	17.4	17.4	15.9	16.1	16.6	16.6	14.9	15.2	15.7	15.7	14.1	14.3	14.8	14.8
	S/T	0.59	0.52	0.38	0.38	0.60	0.52	0.39	0.39	0.62	0.55	0.41	0.41	1.00	0.57	0.43	0.43	1.00	0.59	0.45	0.45	1.00	0.64	0.51	0.51
	ΔT	19	17	14	14	19	17	14	14	19	17	14	14	19	17	14	14	18	17	13	13	19	18	15	15
	KW	1.04	1.03	1.03	1.03	1.15	1.15	1.15	1.15	1.28	1.28	1.28	1.28	1.42	1.42	1.42	1.42	1.58	1.58	1.58	1.58	1.77	1.76	1.76	1.76
	Amps	4.0	4.0	4.0	4.0	4.5	4.5	4.5	4.5	5.1	5.1	5.1	5.1	5.8	5.8	5.8	5.8	6.5	6.5	6.5	6.5	7.3	7.3	7.3	7.3
	Hi PR	234	235	236	236	271	272	273	273	309	310	312	312	351	352	354	354	396	397	398	398	444	445	446	446
	Lo PR	125	127	130	130	133	134	137	137	139	141	144	144	145	146	150	150	150	152	155	155	157	159	162	162
	MBh	17.5	17.8	18.3	18.3	17.4	17.6	18.1	18.1	16.9	17.2	17.7	17.7	16.1	16.4	16.9	16.9	15.2	15.4	16.0	16.0	14.3	14.6	15.1	15.1
	S/T	0.67	0.59	0.45	0.45	0.67	0.60	0.46	0.46	0.70	0.62	0.49	0.49	1.00	0.64	0.51	0.51	1.00	0.66	0.53	0.53	1.00	0.71	0.58	0.58
	ΔT	17	16	13	13	17	16	12	12	18	16	13	13	17	16	12	12	17	15	12	12	18	16	13	13
KW	1.04	1.04	1.04	1.04	1.16	1.16	1.16	1.16	1.29	1.29	1.29	1.29	1.43	1.43	1.43	1.43	1.59	1.59	1.58	1.58	1.77	1.77	1.77	1.77	
Amps	4.0	4.0	4.0	4.0	4.6	4.6	4.6	4.6	5.2	5.2	5.2	5.2	5.8	5.8	5.8	5.8	6.5	6.5	6.5	6.5	7.4	7.4	7.4	7.4	
Hi PR	236	237	239	239	273	274	276	276	312	313	314	314	353	354	356	356	398	399	401	401	446	447	449	449	
Lo PR	127	129	132	132	135	136	139	139	141	143	146	146	147	149	152	152	153	154	157	157	160	161	164	164	
MBh	17.7	18.0	18.5	18.5	17.6	17.8	18.3	18.3	17.1	17.4	17.9	17.9	16.3	16.6	17.1	17.1	15.4	15.6	16.2	16.2	14.5	14.8	15.3	15.3	
S/T	0.70	0.62	0.48	0.48	0.70	0.63	0.49	0.49	0.73	0.65	0.51	0.51	1.00	0.67	0.53	0.53	1.00	0.69	0.56	0.56	1.00	0.74	0.61	0.61	
ΔT	17	15	12	12	17	15	12	12	17	15	12	12	17	15	12	12	16	15	12	12	18	16	13	13	
KW	1.05	1.05	1.04	1.04	1.16	1.16	1.16	1.16	1.29	1.29	1.29	1.29	1.43	1.43	1.43	1.43	1.59	1.59	1.59	1.59	1.78	1.78	1.77	1.77	
Amps	4.1	4.1	4.0	4.0	4.6	4.6	4.6	4.6	5.2	5.2	5.2	5.2	5.8	5.8	5.8	5.8	6.6	6.5	6.5	6.5	7.4	7.4	7.4	7.4	
Hi PR	237	238	240	240	274	275	277	277	313	314	316	316	355	356	357	357	400	401	402	402	448	449	450	450	
Lo PR	129	130	133	133	136	138	141	141	143	145	148	148	149	150	153	153	154	156	159	159	161	163	166	166	

75	MBh	17.3	17.5	18.0	18.8	17.1	17.4	17.9	18.7	16.7	16.9	17.4	18.2	15.9	16.1	16.6	17.4	14.9	15.2	15.7	16.5	14.1	14.3	14.8	15.6
	S/T	0.72	0.65	0.51	0.37	0.73	0.65	0.52	0.37	1.00	0.68	0.54	0.40	1.00	0.70	0.56	0.42	1.00	0.72	0.58	0.44	1.00	1.00	0.64	0.49
	ΔT	22	21	18	14	22	21	17	14	23	21	18	14	22	21	17	14	22	20	17	14	23	21	18	15
	KW	1.03	1.03	1.03	1.04	1.15	1.15	1.15	1.16	1.28	1.28	1.28	1.29	1.42	1.42	1.42	1.43	1.58	1.58	1.58	1.59	1.76	1.76	1.76	1.77
	Amps	4.0	4.0	4.0	4.0	4.5	4.5	4.5	4.6	5.1	5.1	5.1	5.2	5.8	5.8	5.8	5.8	6.5	6.5	6.5	6.5	7.3	7.3	7.3	7.4
	Hi PR	234	235	236	241	271	272	273	277	309	310	312	316	351	352	354	358	396	397	399	403	444	445	447	451
	Lo PR	125	127	130	135	133	134	137	143	139	141	144	149	145	146	150	155	150	152	155	161	157	159	162	167
	MBh	17.5	17.8	18.3	19.1	17.4	17.6	18.1	18.9	16.9	17.2	17.7	18.5	16.1	16.4	16.9	17.7	15.2	15.4	16.0	16.7	14.3	14.6	15.1	15.9
	S/T	0.80	0.72	0.58	0.44	1.00	0.73	0.59	0.45	1.00	0.75	0.62	0.47	1.00	0.77	0.63	0.49	1.00	0.79	0.66	0.51	1.00	1.00	0.71	0.57
	ΔT	21	19	16	13	21	19	16	13	21	20	16	13	21	19	16	13	21	19	16	13	22	20	17	14
KW	1.04	1.04	1.04	1.05	1.16	1.16	1.16	1.16	1.29	1.29	1.29	1.29	1.43	1.43	1.43	1.44	1.59	1.59	1.58	1.59	1.77	1.77	1.77	1.78	
Amps	4.0	4.0	4.0	4.1	4.6	4.6	4.6	4.6	5.2	5.2	5.2	5.2	5.8	5.8	5.8	5.8	6.5	6.5	6.6	6.6	7.4	7.4	7.4	7.4	
Hi PR	236	237	239	243	273	274	276	280	312	313	314	319	353	354	356	360	398	399	401	405	446	447	449	453	
Lo PR	127	129	132	137	135	136	139	145	141	143	146	151	147	149	152	157	153	154	157	163	160	161	164	170	
MBh	17.7	18.0	18.5	19.3	17.6	17.8	18.3	19.1	17.1	17.4	17.9	18.7	16.4	16.6	17.1	17.9	15.4	15.7	16.2	17.0	14.5	14.8	15.3	16.1	
S/T	0.82	0.75	0.61	0.47	1.00	0.75	0.62	0.48	1.00	0.78	0.64	0.50	1.00	0.80	0.66	0.52	1.00	1.00	0.69	0.54	1.00	1.00	0.74	0.59	
ΔT	20	19	16	12	20	19	16	12	21	19	16	12	20	19	16	12	20	18	15	12	21	20	16	13	
KW	1.05	1.04	1.04	1.05	1.16	1.16	1.16	1.17	1.29	1.29	1.29	1.30	1.43	1.43	1.43	1.44	1.59	1.59	1.59	1.60	1.78	1.77	1.77	1.78	
Amps	4.1	4.0	4.0	4.1	4.6	4.6	4.6	4.6	5.2	5.2	5.2	5.2	5.8	5.8	5.8	5.9	6.5	6.5	6.6	6.6	7.4	7.4	7.4	7.4	
Hi PR	238	239	240	244	275	276	277	281	313	314	316	320	355	356	358	362	400	401	402	407	448	449	450	454	
Lo PR	129	130	133	139	136	138	141	146	143	145	148	153	149	150	153	159	154	156	159	164	161	163	166	171	

IDB: Entering Indoor Dry Bulb Temperature
 High and low pressures are measured at the liquid and suction service valves.

Shaded area reflects AHRI Rating Conditions.
 kW = Total system power
 Amps = Outdoor unit amps (compressor + fan)

IDB	AIRFLOW	OUTDOOR AMBIENT TEMPERATURE												ENTERING INDOOR WET BULB TEMPERATURE											
		65°F				75°F				85°F				95°F				105°F				115°F			
		59	63	67	71	59	63	67	71	59	63	67	71	59	63	67	71	59	63	67	71	59	63	67	71
80	MBh	17.4	17.6	18.1	18.9	17.2	17.4	18.0	18.8	16.8	17.0	17.5	18.3	16.0	16.2	16.7	17.5	15.0	15.3	15.8	16.6	14.2	14.4	14.9	15.7
	S/T	1.00	0.77	0.64	0.49	1.00	0.78	0.64	0.50	1.00	0.80	0.67	0.52	1.00	1.00	0.69	0.54	1.00	1.00	0.71	0.57	1.00	1.00	0.76	0.62
	ΔT	26	24	21	18	26	24	21	18	26	25	21	18	26	24	21	18	26	24	21	18	27	25	22	19
	kW	1.04	1.03	1.03	1.04	1.15	1.15	1.15	1.16	1.28	1.28	1.28	1.29	1.42	1.42	1.42	1.43	1.58	1.58	1.58	1.59	1.77	1.76	1.76	1.77
	Amps	4.0	4.0	4.0	4.0	4.5	4.5	4.5	4.6	5.1	5.1	5.1	5.2	5.8	5.8	5.8	5.8	6.5	6.5	6.5	6.5	7.3	7.3	7.3	7.4
	Hi PR	234	235	237	241	271	272	274	278	310	311	313	317	352	353	354	358	396	397	399	403	444	445	447	451
	Lo PR	126	127	130	136	133	135	138	143	140	141	145	150	145	147	150	156	151	153	156	161	158	160	163	168
	MBh	17.6	17.9	18.4	19.2	17.5	17.7	18.2	19.0	17.0	17.3	17.8	18.6	16.2	16.5	17.0	17.8	15.3	15.5	16.1	16.8	14.4	14.7	15.2	16.0
	S/T	1.00	0.85	0.71	0.57	1.00	0.85	0.72	0.57	1.00	0.88	0.74	0.60	1.00	1.00	0.76	0.62	1.00	1.00	0.78	0.64	1.00	1.00	0.83	0.69
	ΔT	25	23	20	17	25	23	20	17	25	23	20	17	25	23	20	17	25	23	20	16	26	24	21	18
kW	1.04	1.04	1.04	1.05	1.16	1.16	1.16	1.16	1.29	1.29	1.29	1.30	1.43	1.43	1.43	1.44	1.59	1.59	1.58	1.59	1.77	1.77	1.77	1.78	
Amps	4.0	4.0	4.0	4.1	4.6	4.6	4.6	4.6	5.2	5.2	5.2	5.2	5.8	5.8	5.8	5.8	6.5	6.5	6.5	6.6	7.4	7.4	7.4	7.4	
Hi PR	237	238	239	243	274	275	276	280	312	313	315	319	354	355	357	361	399	400	401	405	447	448	449	453	
Lo PR	128	129	132	138	135	137	140	145	142	144	147	152	148	149	152	158	153	155	158	163	160	162	165	170	
MBh	17.8	18.1	18.6	19.4	17.7	17.9	18.4	19.2	17.2	17.5	18.0	18.8	16.4	16.7	17.2	18.0	15.5	15.7	16.3	17.0	14.6	14.9	15.4	16.2	
S/T	1.00	0.87	0.74	0.59	1.00	0.88	0.74	0.60	1.00	0.91	0.77	0.63	1.00	1.00	0.79	0.65	1.00	1.00	0.81	0.67	1.00	1.00	0.86	0.72	
ΔT	24	23	19	16	24	23	19	16	24	23	20	16	24	22	19	16	24	22	19	16	25	23	20	17	
kW	1.05	1.05	1.04	1.05	1.16	1.16	1.16	1.17	1.29	1.29	1.29	1.30	1.43	1.43	1.43	1.44	1.59	1.59	1.59	1.60	1.78	1.78	1.77	1.78	
Amps	4.1	4.1	4.0	4.1	4.6	4.6	4.6	4.6	5.2	5.2	5.2	5.2	5.8	5.8	5.8	5.9	6.6	6.5	6.5	6.6	7.4	7.4	7.4	7.4	
Hi PR	238	239	241	245	275	276	278	282	314	315	316	320	355	356	358	362	400	401	403	407	448	449	451	455	
Lo PR	129	131	134	139	137	138	142	147	144	145	148	154	149	151	154	159	155	156	159	165	162	163	166	172	
85	MBh	17.7	17.9	18.4	19.2	17.5	17.7	18.3	19.0	17.0	17.3	17.8	18.6	16.3	16.5	17.0	17.8	15.3	15.6	16.1	16.9	14.5	14.7	15.2	16.0
	S/T	1.00	0.87	0.74	0.6	1.00	1.00	0.74	0.6	1.00	1.00	0.77	0.6	1.00	1.00	0.79	0.6	1.00	1.00	0.81	0.7	1.00	1.00	1.00	0.7
	ΔT	30	28	25	21	29	28	25	21	30	28	25	22	29	28	25	21	29	28	24	21	30	29	25	22
	kW	1.04	1.04	1.03	1.0	1.15	1.15	1.15	1.12	1.28	1.28	1.28	1.3	1.43	1.42	1.42	1.4	1.58	1.58	1.58	1.6	1.77	1.77	1.76	1.8
	Amps	4.0	4.0	4.0	4.0	4.5	4.5	4.5	4.6	5.1	5.1	5.1	5.2	5.8	5.8	5.8	5.8	6.5	6.5	6.5	6.5	7.4	7.4	7.3	7.4
	Hi PR	235	236	238	242	272	273	275	279	311	312	314	318	353	354	355	359	398	399	400	404	445	446	448	452
	Lo PR	127	129	132	137	135	137	140	145	142	143	146	152	147	149	152	157	153	154	158	163	160	161	165	170
	MBh	17.9	18.2	18.7	19.5	17.8	18.0	18.5	19.3	17.3	17.6	18.1	18.9	16.5	16.8	17.3	18.1	15.6	15.8	16.3	17.1	14.7	15.0	15.5	16.3
	S/T	1.00	0.95	0.81	0.7	1.00	1.00	0.82	0.7	1.00	1.00	0.84	0.7	1.00	1.00	0.86	0.7	1.00	1.00	1.00	0.7	1.00	1.00	1.00	0.8
	ΔT	28	27	23	20	28	27	23	20	28	27	24	20	28	27	23	20	28	26	23	20	29	27	24	21
kW	1.04	1.04	1.04	1.1	1.16	1.16	1.16	1.12	1.29	1.29	1.29	1.3	1.43	1.43	1.43	1.4	1.59	1.59	1.59	1.6	1.77	1.77	1.77	1.8	
Amps	4.0	4.0	4.0	4.1	4.6	4.6	4.6	4.6	5.2	5.2	5.2	5.2	5.8	5.8	5.8	5.9	6.5	6.5	6.5	6.6	7.4	7.4	7.4	7.4	
Hi PR	238	239	240	244	275	276	277	281	313	314	316	320	355	356	358	362	400	401	403	407	448	449	450	455	
Lo PR	130	131	134	140	137	139	142	147	144	145	149	154	150	151	154	160	155	157	158	165	162	164	167	172	
MBh	18.1	18.4	18.9	19.7	18.0	18.2	18.7	19.5	17.5	17.8	18.3	19.1	16.7	17.0	17.5	18.3	15.8	16.0	16.6	17.3	14.9	15.2	15.7	16.5	
S/T	1.00	0.98	0.84	0.7	1.00	1.00	0.85	0.7	1.00	1.00	0.87	0.7	1.00	1.00	0.89	0.7	1.00	1.00	1.00	0.8	1.00	1.00	1.00	0.8	
ΔT	28	26	23	19	28	26	23	19	28	26	23	20	28	26	23	19	27	26	22	19	28	27	23	20	
kW	1.05	1.05	1.05	1.1	1.17	1.16	1.16	1.12	1.30	1.29	1.29	1.3	1.44	1.44	1.43	1.4	1.59	1.59	1.59	1.6	1.78	1.78	1.78	1.8	
Amps	4.1	4.1	4.1	4.1	4.6	4.6	4.6	4.6	5.2	5.2	5.2	5.2	5.8	5.8	5.8	5.9	6.6	6.6	6.5	6.6	7.4	7.4	7.4	7.4	
Hi PR	239	240	242	246	276	277	279	283	315	316	317	322	356	357	359	363	401	402	404	408	449	450	452	456	
Lo PR	131	133	136	141	139	140	143	149	145	147	150	156	151	153	156	161	157	158	161	167	164	165	168	174	

IDB: Entering Indoor Dry Bulb Temperature
 High and low pressures are measured at the liquid and suction service valves.
 Shaded area reflects ACCA (TVA) Rating Conditions.
 kW = Total system power
 Amps = Outdoor unit amps (compressor + fan)

EXPANDED COOLING DATA — GSZB402410A* + AMST24BU1400A*

IDB	AIRFLOW	OUTDOOR AMBIENT TEMPERATURE												ENTERING INDOOR WET BULB TEMPERATURE											
		65°F				75°F				85°F				95°F				105°F				115°F			
		59	63	67	71	59	63	67	71	59	63	67	71	59	63	67	71	59	63	67	71	59	63	67	71
70	MBh	23.0	23.4	24.1	-	22.8	23.2	23.8	-	22.2	22.6	23.2	-	21.2	21.5	22.2	-	19.9	20.3	21.0	-	18.8	19.1	19.8	-
	S/T	0.61	0.54	0.40	-	0.62	0.54	0.41	-	0.64	0.57	0.43	-	0.66	0.59	0.45	-	1.00	0.61	0.47	-	1.00	0.66	0.53	-
	ΔT	18	17	13	-	18	17	13	-	18	17	14	-	18	16	13	-	18	16	13	-	19	17	14	-
	kW	1.35	1.35	1.35	-	1.52	1.52	1.51	-	1.70	1.70	1.69	-	1.90	1.89	1.89	-	2.12	2.11	2.11	-	2.37	2.37	2.37	-
	Amps	5.3	5.3	5.3	-	6.0	6.0	6.0	-	6.9	6.8	6.8	-	7.8	7.7	7.7	-	8.8	8.8	8.7	-	9.9	9.9	9.9	-
	Hi PR	241	242	244	-	279	280	282	-	319	320	322	-	362	363	365	-	408	409	411	-	457	459	460	-
	Lo PR	122	123	126	-	129	131	134	-	136	137	140	-	141	143	146	-	147	148	151	-	153	155	158	-
	MBh	23.3	23.6	24.3	-	23.1	23.4	24.1	-	22.5	22.8	23.5	-	21.5	21.8	22.5	-	20.2	20.5	21.2	-	19.0	19.4	20.1	-
	S/T	0.66	0.58	0.45	-	0.66	0.59	0.45	-	0.69	0.61	0.48	-	0.71	0.63	0.50	-	1.00	0.65	0.52	-	1.00	0.71	0.57	-
	ΔT	17	16	13	-	17	16	12	-	18	16	13	-	17	16	12	-	17	15	12	-	18	17	13	-
kW	1.36	1.36	1.36	-	1.52	1.52	1.52	-	1.71	1.70	1.70	-	1.90	1.90	1.90	-	2.12	2.12	2.12	-	2.38	2.38	2.38	-	
Amps	5.3	5.3	5.3	-	6.1	6.0	6.0	-	6.9	6.9	6.9	-	7.8	7.8	7.8	-	8.8	8.8	8.8	-	10.0	10.0	10.0	-	
Hi PR	243	244	246	-	281	282	284	-	321	322	323	-	364	365	366	-	410	411	413	-	459	460	462	-	
Lo PR	123	125	128	-	131	132	135	-	137	139	142	-	143	144	147	-	148	150	153	-	155	156	159	-	
MBh	23.8	24.1	24.8	-	23.5	23.9	24.6	-	22.9	23.3	24.0	-	21.9	22.2	22.9	-	20.6	21.0	21.7	-	19.5	19.8	20.5	-	
S/T	0.70	0.62	0.49	-	0.70	0.63	0.49	-	0.73	0.65	0.52	-	1.00	0.67	0.54	-	1.00	0.69	0.56	-	1.00	0.74	0.61	-	
ΔT	16	15	11	-	16	15	11	-	17	15	12	-	16	15	11	-	16	14	11	-	17	15	12	-	
kW	1.37	1.37	1.37	-	1.53	1.53	1.53	-	1.71	1.71	1.71	-	1.91	1.91	1.91	-	2.13	2.13	2.13	-	2.39	2.39	2.38	-	
Amps	5.4	5.3	5.3	-	6.1	6.1	6.1	-	6.9	6.9	6.9	-	7.8	7.8	7.8	-	8.8	8.8	8.8	-	10.0	10.0	10.0	-	
Hi PR	245	246	248	-	283	284	286	-	323	324	326	-	366	367	369	-	412	413	415	-	462	463	464	-	
Lo PR	126	127	130	-	133	135	138	-	140	141	144	-	145	147	150	-	150	152	155	-	157	159	162	-	

75	MBh	23.1	23.4	24.1	25.1	22.9	23.2	23.9	24.9	22.3	22.6	23.3	24.3	21.2	21.5	22.2	23.3	20.0	20.3	21.0	22.0	18.8	19.1	19.8	20.9
	S/T	0.74	0.66	0.53	0.39	0.75	0.67	0.54	0.39	1.00	0.69	0.56	0.42	1.00	0.71	0.58	0.44	1.00	0.74	0.60	0.46	1.00	1.00	0.65	0.51
	ΔT	22	20	17	14	22	20	17	14	22	21	17	14	22	20	17	14	22	20	17	14	23	21	18	15
	kW	1.35	1.35	1.35	1.36	1.52	1.51	1.51	1.52	1.70	1.70	1.69	1.71	1.89	1.89	1.89	1.90	2.11	2.11	2.11	2.12	2.37	2.37	2.37	2.38
	Amps	5.3	5.3	5.3	5.3	6.0	6.0	6.0	6.1	6.9	6.8	6.8	6.9	7.8	7.7	7.7	7.8	8.8	8.7	8.7	8.8	9.9	9.9	9.9	10.0
	Hi PR	241	242	244	248	279	280	282	286	319	320	322	326	362	363	365	369	408	409	411	415	458	459	460	465
	Lo PR	122	123	126	132	129	131	134	139	136	137	140	145	141	143	146	151	147	148	151	156	153	155	158	163
	MBh	23.3	23.6	24.3	25.4	23.1	23.4	24.1	25.2	22.5	22.8	23.5	24.6	21.5	21.8	22.5	23.5	20.2	20.5	21.2	22.3	19.1	19.4	20.1	21.1
	S/T	0.79	0.71	0.58	0.44	0.79	0.72	0.58	0.44	1.00	0.74	0.61	0.47	1.00	0.76	0.63	0.49	1.00	0.78	0.65	0.51	1.00	1.00	0.70	0.56
	ΔT	21	19	16	13	21	19	16	13	21	20	16	13	21	19	16	13	21	19	16	13	22	20	17	14
kW	1.36	1.36	1.36	1.37	1.52	1.52	1.52	1.53	1.70	1.70	1.70	1.71	1.90	1.90	1.90	1.91	2.12	2.12	2.12	2.13	2.38	2.38	2.37	2.39	
Amps	5.3	5.3	5.3	5.3	6.1	6.0	6.0	6.1	6.9	6.9	6.9	6.9	7.8	7.8	7.8	7.8	8.8	8.8	8.8	8.8	10.0	10.0	9.9	10.0	
Hi PR	243	244	246	250	281	282	284	288	321	322	324	328	364	365	367	371	410	411	413	417	459	460	462	466	
Lo PR	123	125	128	133	131	132	135	140	137	139	142	147	143	144	147	152	148	150	153	158	155	156	159	165	
MBh	23.8	24.1	24.8	25.8	23.6	23.9	24.6	25.6	23.0	23.3	24.0	25.0	21.9	22.3	22.9	24.0	20.7	21.0	21.7	22.7	19.5	19.8	20.5	21.6	
S/T	0.82	0.75	0.61	0.47	1.00	0.75	0.62	0.48	1.00	0.78	0.65	0.50	1.00	0.80	0.66	0.52	1.00	0.82	0.69	0.54	1.00	1.00	0.74	0.60	
ΔT	20	18	15	12	20	18	15	12	20	19	15	12	20	18	15	12	20	18	15	12	21	19	16	13	
kW	1.37	1.37	1.36	1.38	1.53	1.53	1.53	1.54	1.71	1.71	1.71	1.72	1.91	1.91	1.91	1.92	2.13	2.13	2.13	2.14	2.39	2.39	2.38	2.40	
Amps	5.3	5.3	5.3	5.4	6.1	6.1	6.1	6.1	6.9	6.9	6.9	7.0	7.8	7.8	7.8	7.9	8.8	8.8	8.8	8.9	10.0	10.0	10.0	10.0	
Hi PR	246	247	248	252	284	285	286	290	323	324	326	330	366	367	369	373	412	414	415	419	462	463	465	469	
Lo PR	126	127	130	136	133	135	138	143	140	141	144	149	145	147	150	155	151	152	155	160	157	159	162	167	

IDB: Entering Indoor Dry Bulb Temperature
 High and low pressures are measured at the liquid and suction service valves.
 Shaded area reflects ACCA (TVA) Rating Conditions.
 kW = Total system power
 Amps = Outdoor unit amps (compressor + fan)

IDB	AIRFLOW	OUTDOOR AMBIENT TEMPERATURE												ENTERING INDOOR WET BULB TEMPERATURE												
		65°F				75°F				85°F				95°F				105°F				115°F				
		59	63	67	71	59	63	67	71	59	63	67	71	59	63	67	71	59	63	67	71	59	63	67	71	
80	MBh	23.2	23.5	24.2	25.2	23.0	23.3	24.0	25.0	22.4	22.7	23.4	24.4	21.3	21.7	22.3	23.4	20.1	20.4	21.1	22.1	18.9	19.2	19.9	21.0	
	S/T	0.86	0.79	0.65	0.51	1.00	0.79	0.66	0.52	1.00	0.82	0.68	0.54	1.00	0.84	0.70	0.56	1.00	1.00	0.73	0.58	1.00	1.00	0.78	0.64	
	ΔT	26	24	21	18	26	24	21	18	26	24	21	18	26	24	21	18	26	24	21	17	27	25	22	18	
	kW	1.35	1.35	1.35	1.36	1.52	1.52	1.51	1.53	1.70	1.70	1.69	1.71	1.90	1.89	1.89	1.90	2.11	2.11	2.11	2.12	2.37	2.37	2.37	2.38	
	Amps	5.3	5.3	5.3	5.3	6.0	6.0	6.0	6.1	6.9	6.8	6.8	6.9	7.8	7.7	7.7	7.8	8.8	8.8	8.7	8.8	9.9	9.9	9.9	10.0	
	Hi PR	242	243	245	249	280	281	283	287	320	321	322	327	363	364	365	370	409	410	412	416	458	459	461	465	
	Lo PR	122	124	127	132	130	131	134	140	136	138	141	146	142	143	146	151	147	149	152	157	154	155	158	164	
	MBh	23.4	23.8	24.4	25.5	23.2	23.5	24.2	25.3	22.6	22.9	23.6	24.7	21.6	21.9	22.6	23.6	20.3	20.7	21.3	22.4	19.2	19.5	20.2	21.2	
	S/T	1.00	0.83	0.70	0.56	1.00	0.84	0.71	0.57	1.00	0.86	0.73	0.59	1.00	0.88	0.75	0.61	1.00	1.00	0.77	0.63	1.00	1.00	0.82	0.68	
	ΔT	25	23	20	17	25	23	20	17	25	23	20	17	25	23	20	17	25	23	20	16	26	24	21	18	
kW	1.36	1.36	1.36	1.37	1.52	1.52	1.52	1.53	1.71	1.70	1.70	1.71	1.90	1.90	1.90	1.91	2.12	2.12	2.12	2.13	2.38	2.38	2.38	2.39		
Amps	5.3	5.3	5.3	5.3	6.1	6.0	6.0	6.1	6.9	6.9	6.9	6.9	7.8	7.8	7.8	7.8	8.8	8.8	8.8	8.8	10.0	10.0	10.0	10.0		
Hi PR	244	245	246	250	282	283	284	288	321	322	324	328	364	365	367	371	410	412	413	417	460	461	463	467		
Lo PR	124	125	128	134	131	133	136	141	138	139	142	147	143	145	148	153	149	150	153	158	155	157	160	165		
900	MBh	23.9	24.2	24.9	25.9	23.7	24.0	24.7	25.7	23.1	23.4	24.1	25.1	22.0	22.4	23.1	24.1	20.8	21.1	21.8	22.8	19.6	20.0	20.6	21.7	
	S/T	1.00	0.87	0.74	0.60	1.00	0.88	0.74	0.60	1.00	0.90	0.77	0.63	1.00	1.00	0.79	0.65	1.00	1.00	0.81	0.67	1.00	1.00	0.86	0.72	
	ΔT	24	22	19	16	24	22	19	16	24	22	19	16	24	22	19	16	24	22	19	15	25	23	20	16	
	kW	1.37	1.37	1.37	1.38	1.53	1.53	1.53	1.54	1.71	1.71	1.71	1.72	1.91	1.91	1.91	1.92	2.13	2.13	2.13	2.14	2.39	2.39	2.38	2.40	
	Amps	5.3	5.3	5.3	5.4	6.1	6.1	6.1	6.1	6.9	6.9	6.9	7.0	7.8	7.8	7.8	7.9	8.8	8.8	8.8	8.9	10.0	10.0	10.0	10.0	
	Hi PR	246	247	249	253	284	285	287	291	324	325	327	331	367	368	369	374	413	414	416	420	462	463	465	469	
	Lo PR	126	128	131	136	134	135	138	143	140	142	145	150	146	147	150	155	151	153	156	161	158	159	162	168	
	700	MBh	23.6	23.9	24.6	25.6	23.4	23.7	24.4	25.4	22.8	23.1	23.8	24.8	21.7	22.0	22.7	23.8	20.5	20.8	21.5	22.5	19.3	19.6	20.3	21.4
		S/T	1.00	0.89	0.75	0.6	1.00	0.89	0.76	0.6	1.00	1.00	0.78	0.6	1.00	1.00	0.80	0.7	1.00	1.00	0.83	0.7	1.00	1.00	1.00	0.7
		ΔT	29	27	24	21	29	27	24	21	29	28	24	21	29	27	24	21	29	27	24	21	30	28	25	22
kW		1.36	1.36	1.35	1.4	1.52	1.52	1.52	1.5	1.70	1.70	1.70	1.7	1.90	1.90	1.89	1.9	2.12	2.12	2.11	2.1	2.38	2.37	2.37	2.4	
Amps		5.3	5.3	5.3	5.3	6.0	6.0	6.0	6.1	6.9	6.9	6.9	6.9	7.8	7.8	7.7	7.8	8.8	8.8	8.8	8.8	10.0	9.9	9.9	10.0	
Hi PR		243	244	246	250	281	282	284	288	321	322	324	328	364	365	366	371	410	411	413	417	459	460	462	466	
Lo PR		124	126	129	134	132	133	136	141	138	140	143	148	144	145	148	153	149	150	153	159	156	157	160	165	
MBh		23.8	24.1	24.8	25.9	23.6	23.9	24.6	25.7	23.0	23.3	24.0	25.1	22.0	22.3	23.0	24.0	20.7	21.0	21.7	22.8	19.6	19.9	20.6	21.6	
S/T		1.00	0.93	0.80	0.7	1.00	0.94	0.81	0.7	1.00	1.00	0.83	0.7	1.00	1.00	0.85	0.7	1.00	1.00	0.87	0.7	1.00	1.00	1.00	0.8	
ΔT		28	27	23	20	28	27	23	20	29	27	24	20	28	27	23	20	28	26	23	20	29	27	24	21	
kW	1.36	1.36	1.36	1.4	1.53	1.53	1.52	1.5	1.71	1.71	1.70	1.7	1.91	1.90	1.90	1.9	2.12	2.12	2.12	2.1	2.38	2.38	2.38	2.4		
Amps	5.3	5.3	5.3	5.4	6.1	6.1	6.1	6.1	6.9	6.9	6.9	6.9	7.8	7.8	7.8	7.8	8.8	8.8	8.8	8.8	10.0	10.0	10.0	10.0		
Hi PR	245	246	247	252	283	284	285	290	323	324	325	329	365	366	368	372	412	413	414	419	461	462	464	468		
Lo PR	126	127	130	135	133	135	138	143	140	141	144	149	145	147	150	155	150	152	155	160	157	159	162	167		
85	MBh	24.3	24.6	25.3	26.3	24.1	24.4	25.1	26.1	23.5	23.8	24.5	25.5	22.4	22.8	23.4	24.5	21.2	21.5	22.2	23.2	20.0	20.3	21.0	22.1	
	S/T	1.00	0.97	0.84	0.7	1.00	1.00	0.84	0.7	1.00	1.00	0.87	0.7	1.00	1.00	0.89	0.7	1.00	1.00	0.91	0.8	1.00	1.00	1.00	0.8	
	ΔT	27	26	22	19	27	26	22	19	27	26	23	19	27	25	22	19	27	25	22	19	28	26	23	20	
	kW	1.37	1.37	1.37	1.4	1.54	1.53	1.53	1.5	1.72	1.72	1.71	1.7	1.91	1.91	1.91	1.9	2.13	2.13	2.13	2.1	2.39	2.39	2.39	2.4	
	Amps	5.4	5.4	5.3	5.4	6.1	6.1	6.1	6.1	6.9	6.9	6.9	7.0	7.8	7.8	7.8	7.9	8.8	8.8	8.8	8.9	10.0	10.0	10.0	10.1	
	Hi PR	247	248	250	254	285	286	288	292	325	326	328	332	368	369	371	375	414	415	417	421	463	464	466	470	
	Lo PR	128	130	133	138	136	137	140	145	142	144	147	152	147	149	152	157	153	154	157	163	160	161	164	169	

IDB: Entering Indoor Dry Bulb Temperature
 High and low pressures are measured at the liquid and suction service valves.
 Shaded area reflects AHRI Rating Conditions.
 kW = Total system power
 Amps = Outdoor unit amps (compressor + fan)

EXPANDED COOLING DATA — GSZB403010A* + AMST30BU1400A*

IDB	AIRFLOW	OUTDOOR AMBIENT TEMPERATURE																								
		65°F				75°F				85°F				95°F				105°F				115°F				
		59	63	67	71	59	63	67	71	59	63	67	71	59	63	67	71	59	63	67	71	59	63	67	71	
70	875	MBh	28.5	28.9	29.8	-	28.3	28.7	29.5	-	27.5	27.9	28.8	-	26.2	26.6	27.5	-	24.7	25.1	25.9	-	23.2	23.6	24.5	-
		S/T	0.60	0.52	0.38	-	0.61	0.52	0.38	-	0.63	0.55	0.41	-	0.65	0.57	0.43	-	1.00	0.60	0.45	-	1.00	0.65	0.51	-
		ΔT	18	17	14	-	18	17	13	-	18	17	14	-	18	17	13	-	18	16	13	-	19	17	14	-
		kW	1.70	1.70	1.69	-	1.90	1.89	1.89	-	2.12	2.12	2.11	-	2.36	2.36	2.35	-	2.63	2.62	2.62	-	2.94	2.94	2.93	-
		Amps	6.3	6.3	6.3	-	7.2	7.2	7.2	-	8.2	8.2	8.2	-	9.3	9.3	9.3	-	10.5	10.5	10.5	-	12.0	12.0	11.9	-
	1000	Hi PR	247	248	250	-	286	287	289	-	327	328	330	-	371	372	374	-	418	419	421	-	469	470	472	-
		Lo PR	119	121	124	-	127	128	131	-	133	135	138	-	139	140	143	-	144	145	148	-	151	152	155	-
		MBh	28.9	29.3	30.1	-	28.6	29.0	29.9	-	27.9	28.3	29.1	-	26.6	27.0	27.8	-	25.0	25.4	26.3	-	23.6	24.0	24.8	-
		S/T	0.67	0.59	0.45	-	0.68	0.60	0.46	-	0.71	0.63	0.48	-	0.73	0.65	0.50	-	1.00	0.67	0.53	-	1.00	0.72	0.58	-
		ΔT	17	16	12	-	17	16	12	-	17	16	13	-	17	15	12	-	17	15	12	-	18	16	13	-
1070	kW	1.71	1.71	1.70	-	1.91	1.90	1.90	-	2.13	2.13	2.12	-	2.37	2.37	2.36	-	2.64	2.63	2.63	-	2.95	2.95	2.95	-	
	Amps	6.3	6.3	6.3	-	7.2	7.2	7.2	-	8.3	8.2	8.2	-	9.4	9.3	9.3	-	10.6	10.6	10.6	-	12.0	12.0	12.0	-	
	Hi PR	249	250	252	-	288	289	291	-	329	330	332	-	373	374	376	-	420	421	423	-	471	472	474	-	
	Lo PR	121	123	126	-	128	130	133	-	135	136	139	-	140	142	145	-	146	147	150	-	152	154	157	-	
	MBh	29.1	29.5	30.3	-	28.8	29.2	30.1	-	28.1	28.5	29.3	-	26.8	27.2	28.0	-	25.2	25.6	26.5	-	23.8	24.2	25.0	-	

75	875	MBh	28.6	29.0	29.8	31.1	28.3	28.7	29.6	30.9	27.5	28.0	28.8	30.1	26.3	26.7	27.5	28.8	24.7	25.1	25.9	27.3	23.2	23.7	24.5	25.8
		S/T	0.73	0.65	0.51	0.36	0.74	0.66	0.52	0.37	1.00	0.69	0.54	0.39	1.00	0.71	0.57	0.41	1.00	0.73	0.59	0.44	1.00	0.79	0.64	0.49
		ΔT	22	20	17	14	22	20	17	14	22	20	17	14	22	20	17	14	22	20	17	14	22	20	17	14
		kW	1.70	1.69	1.69	1.71	1.89	1.89	1.89	1.90	2.12	2.11	2.11	2.13	2.37	2.36	2.35	2.37	2.63	2.62	2.62	2.63	2.94	2.94	2.93	2.95
		Amps	6.3	6.3	6.3	6.3	7.2	7.2	7.2	7.2	8.2	8.2	8.2	8.2	9.3	9.3	9.3	9.3	10.5	10.5	10.5	10.6	12.0	12.0	11.9	12.0
	1000	Hi PR	247	248	250	254	286	287	289	293	327	328	330	334	371	372	374	378	419	420	421	426	469	470	472	476
		Lo PR	120	121	124	129	127	128	131	136	133	135	138	143	139	140	143	148	144	145	149	154	151	152	155	160
		MBh	28.9	29.3	30.1	31.4	28.6	29.0	29.9	31.2	27.9	28.3	29.1	30.4	26.6	27.0	27.8	29.2	25.0	25.4	26.3	27.6	23.6	24.0	24.8	26.1
		S/T	0.81	0.73	0.59	0.43	0.81	0.73	0.59	0.44	1.00	0.76	0.62	0.47	1.00	0.78	0.64	0.49	1.00	0.80	0.66	0.51	1.00	0.86	0.72	0.57
		ΔT	21	19	16	13	21	19	16	13	21	19	16	13	21	19	16	13	21	19	16	13	22	20	17	14
1070	kW	1.71	1.71	1.70	1.72	1.91	1.90	1.90	1.92	2.13	2.13	2.12	2.14	2.37	2.37	2.36	2.38	2.63	2.63	2.64	2.64	2.95	2.95	2.94	2.96	
	Amps	6.3	6.3	6.3	6.4	7.2	7.2	7.2	7.3	8.3	8.2	8.2	8.3	9.3	9.3	9.3	9.4	10.6	10.6	10.6	10.6	12.0	12.0	12.0	12.1	
	Hi PR	249	250	252	256	288	289	291	295	329	330	332	336	373	374	376	380	421	422	423	428	471	472	474	479	
	Lo PR	121	123	126	131	128	130	133	138	135	136	139	145	140	142	145	150	146	147	150	155	152	154	157	162	
	MBh	29.1	29.5	30.3	31.7	28.8	29.2	30.1	31.4	28.1	28.5	29.3	30.6	26.8	27.2	28.1	29.4	25.2	25.6	26.5	27.8	23.8	24.2	25.0	26.3	

IDB: Entering Indoor Dry Bulb Temperature
 High and low pressures are measured at the liquid and suction service valves.
 Shaded area reflects ACCA (TVA) Rating Conditions.
 kW = Total system power
 Amps = Outdoor unit amps (compressor + fan)

IDB	AIRFLOW	OUTDOOR AMBIENT TEMPERATURE												ENTERING INDOOR WET BULB TEMPERATURE												
		65°F				75°F				85°F				95°F				105°F				115°F				
		59	63	67	71	59	63	67	71	59	63	67	71	59	63	67	71	59	63	67	71	59	63	67	71	
80	875	MBh	28.7	29.1	30.0	31.3	28.4	28.9	29.7	31.0	27.7	28.1	29.0	30.3	26.4	26.8	27.7	29.0	24.8	25.2	26.1	27.4	23.4	23.8	24.7	26.0
		S/T	0.87	0.79	0.64	0.49	1.00	0.79	0.65	0.50	1.00	0.82	0.68	0.53	1.00	0.84	0.70	0.55	1.00	1.00	0.72	0.57	1.00	1.00	0.77	0.62
		ΔT	25	24	21	18	25	24	21	18	26	24	21	18	25	24	21	18	25	24	20	17	26	25	21	18
		kW	1.70	1.70	1.69	1.71	1.90	1.89	1.89	1.91	2.12	2.12	2.11	2.13	2.36	2.36	2.35	2.37	2.63	2.62	2.62	2.64	2.94	2.94	2.93	2.95
		Amps	6.3	6.3	6.3	6.3	7.2	7.2	7.2	7.2	8.2	8.2	8.2	8.3	9.3	9.3	9.3	9.4	10.5	10.5	10.5	10.6	12.0	12.0	11.9	12.0
	Hi PR	247	248	250	254	286	288	289	294	327	328	330	335	372	373	374	379	419	420	422	426	470	471	473	477	
	Lo PR	120	122	125	130	127	129	132	137	134	135	138	143	139	144	144	149	144	146	149	154	151	153	156	161	
	MBh	29.0	29.4	30.3	31.6	28.8	29.2	30.0	31.3	28.0	28.4	29.3	30.6	26.7	27.1	28.0	29.3	25.2	25.6	26.4	27.7	23.7	24.1	25.0	26.3	
	S/T	0.94	0.86	0.72	0.57	1.00	0.87	0.72	0.57	1.00	0.89	0.75	0.60	1.00	0.91	0.77	0.62	1.00	1.00	0.79	0.64	1.00	1.00	0.85	0.70	
	ΔT	24	23	20	17	24	23	20	17	25	23	20	17	24	23	20	16	24	22	19	16	25	24	20	17	
kW	1.71	1.71	1.70	1.72	1.91	1.90	1.90	1.92	2.13	2.13	2.12	2.14	2.37	2.37	2.36	2.38	2.64	2.63	2.63	2.65	2.95	2.95	2.95	2.96		
Amps	6.3	6.3	6.3	6.4	7.2	7.2	7.2	7.3	8.3	8.2	8.2	8.3	9.4	9.3	9.3	9.4	10.6	10.6	10.6	10.6	12.0	12.0	12.0	12.1		
Hi PR	249	250	252	257	289	290	291	296	329	331	332	337	374	375	376	381	421	422	424	428	472	473	475	479		
Lo PR	122	123	126	131	129	130	134	139	136	137	140	145	141	142	145	150	146	148	151	156	153	154	157	162		
1070	875	MBh	29.2	29.6	30.5	31.8	29.0	29.4	30.2	31.5	28.2	28.6	29.4	30.8	26.9	27.3	28.2	29.5	25.4	25.8	26.6	27.9	23.9	24.3	25.2	26.5
		S/T	1.00	0.89	0.75	0.60	1.00	0.90	0.75	0.60	1.00	0.92	0.78	0.63	1.00	0.94	0.80	0.65	1.00	1.00	0.82	0.67	1.00	1.00	0.88	0.73
		ΔT	24	22	19	16	24	22	19	16	24	22	19	16	24	22	19	16	24	22	19	16	25	23	20	17
		kW	1.71	1.71	1.71	1.72	1.91	1.91	1.91	1.92	2.13	2.13	2.13	2.14	2.37	2.37	2.37	2.38	2.64	2.64	2.64	2.65	2.96	2.95	2.95	2.97
		Amps	6.4	6.3	6.3	6.4	7.3	7.3	7.2	7.3	8.3	8.3	8.3	8.3	9.4	9.4	9.4	9.4	10.6	10.6	10.6	10.7	12.0	12.0	12.0	12.1
	Hi PR	250	252	253	258	290	291	292	297	331	332	333	338	375	376	377	382	422	423	425	429	473	474	476	480	
	Lo PR	123	124	127	132	130	131	134	140	136	138	141	146	142	143	146	151	147	149	152	157	154	155	158	163	
	MBh	29.2	29.6	30.4	31.8	28.9	29.3	30.2	31.5	28.2	28.6	29.4	30.8	26.9	27.3	28.2	29.5	25.4	25.8	26.6	27.9	23.9	24.3	25.2	26.5	
	S/T	1.00	0.89	0.75	0.6	1.00	0.90	0.76	0.6	1.00	0.92	0.78	0.63	1.00	0.94	0.80	0.7	1.00	1.00	0.82	0.67	1.00	1.00	0.88	0.73	
	ΔT	29	27	24	21	29	27	24	21	29	27	24	21	29	27	24	21	29	27	24	21	29	28	25	22	
kW	1.70	1.70	1.70	1.71	1.90	1.90	1.89	1.9	2.12	2.12	2.12	2.1	2.36	2.36	2.36	2.4	2.63	2.63	2.62	2.6	2.94	2.94	2.94	3.0		
Amps	6.3	6.3	6.3	6.3	7.2	7.2	7.2	7.3	8.2	8.2	8.2	8.3	9.3	9.3	9.3	9.4	10.5	10.5	10.5	10.6	12.0	12.0	12.0	12.0		
Hi PR	249	250	251	256	288	289	290	295	329	330	331	336	373	374	375	380	420	421	423	427	471	472	474	478		
Lo PR	122	123	126	132	129	131	134	139	136	137	140	145	141	142	146	151	146	148	151	156	153	154	158	163		
85	875	MBh	29.5	29.9	30.8	32.1	29.3	29.7	30.5	31.8	28.5	28.9	29.8	31.1	27.2	27.6	28.5	29.8	25.6	26.0	26.9	28.2	24.2	24.6	25.5	26.8
		S/T	1.00	0.97	0.82	0.7	1.00	0.97	0.83	0.7	1.00	1.00	0.86	0.7	1.00	1.00	0.88	0.7	1.00	1.00	0.90	0.8	1.00	1.00	1.00	0.8
		ΔT	28	26	23	20	28	26	23	20	28	26	23	20	28	26	23	20	27	26	23	19	28	27	24	21
		kW	1.71	1.71	1.71	1.71	1.91	1.91	1.91	1.91	2.13	2.13	2.13	2.1	2.37	2.37	2.37	2.4	2.64	2.64	2.63	2.6	2.95	2.95	2.95	3.0
		Amps	6.3	6.3	6.3	6.4	7.3	7.3	7.2	7.3	8.3	8.3	8.3	8.3	9.4	9.4	9.3	9.4	10.6	10.6	10.6	10.6	12.0	12.0	12.0	12.1
	Hi PR	251	252	253	258	290	291	292	297	331	332	333	338	375	376	378	382	422	423	425	429	473	474	476	480	
	Lo PR	123	125	128	133	131	132	135	140	137	139	142	147	143	144	147	152	148	149	152	158	155	156	159	164	
	MBh	29.7	30.1	31.0	32.3	29.5	29.9	30.7	32.0	28.7	29.1	30.0	31.3	27.4	27.8	28.7	30.0	25.8	26.3	27.1	28.4	24.4	24.8	25.7	27.0	
	S/T	1.00	1.00	0.85	0.7	1.00	1.00	0.86	0.7	1.00	1.00	0.89	0.7	1.00	1.00	0.91	0.8	1.00	1.00	0.93	0.8	1.00	1.00	1.00	0.8	
	ΔT	27	25	22	19	27	25	22	19	27	26	23	19	27	25	22	19	27	25	22	19	28	26	23	20	
kW	1.72	1.71	1.71	1.71	1.92	1.91	1.91	1.91	2.14	2.14	2.13	2.1	2.38	2.38	2.37	2.4	2.64	2.64	2.64	2.7	2.96	2.96	2.96	3.0		
Amps	6.4	6.4	6.4	6.4	7.3	7.3	7.3	7.3	8.3	8.3	8.3	8.3	9.4	9.4	9.4	9.4	10.6	10.6	10.6	10.7	12.1	12.1	12.0	12.1		
Hi PR	252	253	254	259	291	292	294	298	332	333	335	339	376	377	379	383	423	424	426	430	474	475	477	481		
Lo PR	124	126	129	134	132	133	136	141	138	140	143	148	144	145	148	153	149	150	153	159	156	157	160	165		

IDB: Entering Indoor Dry Bulb Temperature
 High and low pressures are measured at the liquid and suction service valves.
 Shaded area reflects AHRI Rating Conditions.
 kW = Total system power
 Amps = Outdoor unit amps (compressor + fan)

EXPANDED COOLING DATA — GSZB403610A* + AMST36CU1400A*

IDB	AIRFLOW	OUTDOOR AMBIENT TEMPERATURE																								
		65°F				75°F				85°F				95°F				105°F				115°F				
		59	63	67	71	59	63	67	71	59	63	67	71	59	63	67	71	59	63	67	71	59	63	67	71	
70	1050	MBh	35.1	35.6	36.7	-	34.8	35.3	36.4	-	33.9	34.4	35.4	-	32.3	32.8	33.9	-	30.4	30.9	31.9	-	28.7	29.1	30.2	-
		S/T	0.60	0.53	0.40	-	0.61	0.54	0.41	-	0.63	0.56	0.43	-	0.65	0.58	0.45	-	0.67	0.60	0.47	-	1.00	0.65	0.52	-
		ΔT	18	17	13	-	18	17	13	-	18	17	14	-	18	16	13	-	18	16	13	-	19	17	14	-
		kW	2.07	2.07	2.06	-	2.32	2.31	2.31	-	2.59	2.59	2.58	-	2.89	2.88	2.88	-	3.22	3.22	3.21	-	3.61	3.61	3.60	-
		Amps	7.8	7.7	7.7	-	8.9	8.9	8.8	-	10.1	10.1	10.1	-	11.5	11.5	11.5	-	13.0	13.0	13.0	-	14.8	14.8	14.8	-
	1150	Hi PR	247	248	250	-	286	287	289	-	326	327	329	-	370	371	373	-	417	419	420	-	468	469	471	-
		Lo PR	119	120	123	-	126	128	131	-	132	134	137	-	138	139	142	-	143	144	147	-	149	151	154	-
		MBh	35.5	36.0	37.0	-	35.1	35.6	36.7	-	34.2	34.7	35.8	-	32.7	33.2	34.2	-	30.7	31.2	32.3	-	29.0	29.5	30.5	-
		S/T	0.64	0.57	0.44	-	0.65	0.57	0.44	-	0.67	0.60	0.47	-	0.69	0.62	0.49	-	1.00	0.64	0.51	-	1.00	0.69	0.56	-
		ΔT	18	16	13	-	18	16	13	-	18	16	13	-	18	16	13	-	17	16	12	-	18	17	13	-
1350	kW	2.08	2.08	2.07	-	2.32	2.32	2.32	-	2.60	2.60	2.59	-	2.90	2.89	2.89	-	3.23	3.23	3.22	-	3.62	3.61	3.61	-	
	Amps	7.8	7.8	7.8	-	8.9	8.9	8.9	-	10.2	10.2	10.1	-	11.5	11.5	11.5	-	13.0	13.0	13.0	-	14.8	14.8	14.8	-	
	Hi PR	248	249	251	-	287	288	290	-	328	329	331	-	372	373	374	-	419	420	422	-	469	470	472	-	
	Lo PR	120	122	125	-	127	129	132	-	134	135	138	-	139	140	143	-	144	146	149	-	151	152	155	-	
	MBh	36.3	36.7	37.8	-	35.9	36.4	37.5	-	35.0	35.5	36.6	-	33.5	34.0	35.0	-	31.5	32.0	33.1	-	29.8	30.3	31.3	-	

IDB	AIRFLOW	OUTDOOR AMBIENT TEMPERATURE																								
		65°F				75°F				85°F				95°F				105°F				115°F				
		59	63	67	71	59	63	67	71	59	63	67	71	59	63	67	71	59	63	67	71	59	63	67	71	
75	1050	MBh	35.1	35.6	36.7	38.3	34.8	35.3	36.4	38.0	33.9	34.4	35.5	37.1	32.4	32.8	33.9	35.5	30.4	30.9	32.0	33.6	28.7	29.2	30.2	31.8
		S/T	0.73	0.65	0.52	0.39	0.73	0.66	0.53	0.39	0.76	0.68	0.55	0.42	1.00	0.70	0.57	0.44	1.00	0.72	0.59	0.46	1.00	0.77	0.64	0.51
		ΔT	22	20	17	14	22	20	17	14	22	21	17	14	22	20	17	14	22	20	17	14	23	21	18	15
		kW	2.07	2.07	2.06	2.08	2.31	2.31	2.31	2.33	2.59	2.59	2.58	2.60	2.89	2.88	2.88	2.90	3.22	3.21	3.21	3.23	3.61	3.60	3.60	3.62
		Amps	7.7	7.7	7.7	7.8	8.9	8.9	8.8	8.9	10.1	10.1	10.1	10.2	11.5	11.5	11.5	11.5	13.0	13.0	13.0	13.1	14.8	14.8	14.8	14.8
	1150	Hi PR	247	248	250	254	286	287	289	293	327	328	329	334	370	372	373	378	418	419	420	425	468	469	471	475
		Lo PR	119	120	123	128	126	128	131	136	132	134	137	142	138	139	142	147	143	144	147	152	149	151	154	159
		MBh	35.5	36.0	37.0	38.6	35.2	35.7	36.7	38.3	34.3	34.7	35.8	37.4	32.7	33.2	34.2	35.8	30.8	31.3	32.3	33.9	29.0	29.5	30.5	32.1
		S/T	0.76	0.69	0.56	0.42	0.77	0.70	0.57	0.43	1.00	0.72	0.59	0.45	1.00	0.74	0.61	0.47	1.00	0.76	0.63	0.49	1.00	0.81	0.68	0.54
		ΔT	21	20	16	13	21	20	16	13	22	20	17	13	21	20	16	13	21	19	16	13	22	20	17	14
1350	kW	2.08	2.07	2.07	2.09	2.32	2.32	2.32	2.34	2.60	2.59	2.59	2.61	2.89	2.89	2.89	2.91	3.23	3.22	3.22	3.24	3.61	3.61	3.61	3.63	
	Amps	7.8	7.8	7.8	7.8	8.9	8.9	8.9	9.0	10.2	10.2	10.1	10.2	11.5	11.5	11.5	11.6	13.0	13.0	13.0	13.1	14.8	14.8	14.8	14.9	
	Hi PR	249	250	251	256	287	288	290	294	328	329	331	335	372	373	375	379	419	420	422	426	470	471	472	477	
	Lo PR	120	122	125	130	127	129	132	137	134	135	138	143	139	143	143	148	144	146	149	154	151	152	155	160	
	MBh	36.3	36.8	37.8	39.4	36.0	36.5	37.5	39.1	35.0	35.5	36.6	38.2	33.5	34.0	35.0	36.6	31.6	32.0	33.1	34.7	29.8	30.3	31.3	32.9	

IDB: Entering Indoor Dry Bulb Temperature
 High and low pressures are measured at the liquid and suction service valves.
 Shaded area reflects ACCA (TVA) Rating Conditions.
 kW = Total system power
 Amps = Outdoor unit amps (compressor + fan)

IDB	AIRFLOW	OUTDOOR AMBIENT TEMPERATURE												ENTERING INDOOR WET BULB TEMPERATURE												
		65°F				75°F				85°F				95°F				105°F				115°F				
		59	63	67	71	59	63	67	71	59	63	67	71	59	63	67	71	59	63	67	71	59	63	67	71	
80	1050	MBh	35.3	35.8	36.9	38.5	35.0	35.5	36.6	38.2	34.1	34.6	35.6	37.2	32.5	33.0	34.1	35.7	30.6	31.1	32.1	33.7	28.9	29.4	30.4	32.0
		S/T	0.85	0.77	0.64	0.51	1.00	0.78	0.65	0.51	1.00	0.80	0.67	0.54	1.00	0.82	0.69	0.56	1.00	0.84	0.71	0.58	1.00	1.00	0.76	0.63
	ΔT	26	24	21	18	26	24	21	18	26	24	21	18	26	24	21	18	26	24	21	17	27	25	22	18	
	kW	2.07	2.07	2.06	2.08	2.32	2.31	2.31	2.33	2.59	2.59	2.58	2.60	2.89	2.88	2.88	2.90	3.22	3.22	3.21	3.23	3.61	3.61	3.60	3.62	
	Amps	7.7	7.7	7.7	7.8	8.9	8.9	8.8	8.9	10.1	10.1	10.1	10.2	11.5	11.5	11.5	11.5	13.0	13.0	13.0	13.1	14.8	14.8	14.8	14.8	
	Hi PR	248	249	250	255	286	287	289	293	327	328	330	334	371	372	374	378	418	419	421	425	469	470	471	476	
	Lo PR	119	121	124	129	127	128	131	136	133	134	137	142	138	140	143	148	143	145	148	153	150	151	154	160	
	MBh	35.7	36.2	37.2	38.8	35.3	35.8	36.9	38.5	34.4	34.9	36.0	37.6	32.9	33.4	34.4	36.0	30.9	31.4	32.5	34.1	29.2	29.7	30.7	32.3	
	S/T	0.89	0.81	0.68	0.54	1.00	0.82	0.69	0.55	1.00	0.84	0.71	0.57	1.00	0.86	0.73	0.59	1.00	1.00	0.75	0.61	1.00	1.00	0.80	0.66	
	ΔT	25	23	20	17	25	23	20	17	25	24	20	17	25	23	20	17	25	23	20	17	26	24	21	18	
kW	2.08	2.08	2.07	2.09	2.32	2.32	2.32	2.34	2.60	2.60	2.59	2.61	2.89	2.89	2.89	2.91	3.23	3.22	3.22	3.24	3.62	3.61	3.61	3.63		
Amps	7.8	7.8	7.8	7.8	8.9	8.9	8.9	9.0	10.2	10.2	10.1	10.2	11.5	11.5	11.5	11.6	13.0	13.0	13.0	13.1	14.8	14.8	14.8	14.9		
Hi PR	249	250	252	256	288	289	291	295	329	330	331	336	372	373	375	379	420	421	422	427	470	471	473	477		
Lo PR	121	122	125	130	128	129	132	137	134	136	139	144	139	141	144	149	145	146	149	154	151	153	156	161		
MBh	36.5	37.0	38.0	39.6	36.1	36.6	37.7	39.3	35.2	35.7	36.8	38.4	33.7	34.2	35.2	36.8	31.7	32.2	33.3	34.9	30.0	30.5	31.5	33.1		
S/T	1.00	0.85	0.72	0.58	1.00	0.86	0.73	0.59	1.00	0.88	0.75	0.61	1.00	0.90	0.77	0.63	1.00	1.00	0.79	0.65	1.00	1.00	0.84	0.70		
ΔT	24	22	19	16	24	22	19	16	24	22	19	16	24	22	19	16	24	22	19	15	25	23	20	17		
kW	2.09	2.09	2.09	2.11	2.34	2.34	2.33	2.35	2.61	2.61	2.61	2.63	2.91	2.91	2.90	2.92	3.24	3.24	3.24	3.25	3.63	3.63	3.62	3.64		
Amps	7.9	7.8	7.8	7.9	9.0	9.0	9.0	9.0	10.2	10.2	10.2	10.3	11.6	11.6	11.6	11.7	13.1	13.1	13.1	13.2	14.9	14.9	14.9	15.0		
Hi PR	252	253	255	259	291	292	293	298	331	332	334	338	375	376	378	382	422	423	425	430	473	474	476	480		
Lo PR	123	125	128	133	131	132	135	140	137	138	141	146	142	144	147	152	147	149	152	157	154	155	158	164		
85	1050	MBh	35.9	36.4	37.5	39.1	35.6	36.1	37.1	38.7	34.7	35.2	36.2	37.8	33.1	33.6	34.7	36.3	31.2	31.7	32.7	34.3	29.4	29.9	31.0	32.6
		S/T	1.00	0.87	0.74	0.6	1.00	0.88	0.75	0.6	1.00	1.00	0.77	0.6	1.00	1.00	0.79	0.7	1.00	1.00	0.81	0.7	1.00	1.00	0.86	0.7
	ΔT	29	28	24	21	29	27	24	21	29	28	25	21	29	27	24	21	29	27	24	21	30	28	25	22	
	kW	2.07	2.07	2.07	2.1	2.32	2.32	2.31	2.3	2.59	2.59	2.59	2.6	2.89	2.89	2.88	2.9	3.22	3.22	3.22	3.2	3.61	3.61	3.61	3.6	
	Amps	7.8	7.8	7.7	7.8	8.9	8.9	8.9	9.0	10.2	10.1	10.1	10.2	11.5	11.5	11.5	11.6	13.0	13.0	13.0	13.1	14.8	14.8	14.8	14.9	
	Hi PR	249	250	251	256	288	289	290	295	328	329	331	335	372	373	375	379	419	420	422	426	470	471	473	477	
	Lo PR	121	123	126	131	128	130	133	138	135	136	139	144	140	141	144	150	145	147	150	155	152	153	156	161	
	MBh	36.2	36.7	37.8	39.4	35.9	36.4	37.5	39.1	35.0	35.5	36.6	38.2	33.4	33.9	35.0	36.6	31.5	32.0	33.1	34.7	29.8	30.3	31.3	32.9	
	S/T	1.00	0.91	0.78	0.6	1.00	0.92	0.78	0.6	1.00	1.00	0.81	0.7	1.00	1.00	0.83	0.7	1.00	1.00	0.85	0.7	1.00	1.00	0.90	0.8	
	ΔT	29	27	24	20	29	27	24	20	29	27	24	20	28	27	24	20	28	27	23	20	29	28	24	21	
kW	2.08	2.08	2.08	2.1	2.33	2.33	2.32	2.3	2.60	2.60	2.60	2.6	2.90	2.90	2.89	2.9	3.23	3.23	3.23	3.2	3.62	3.62	3.61	3.6		
Amps	7.8	7.8	7.8	7.9	8.9	8.9	8.9	9.0	10.2	10.2	10.2	10.2	11.6	11.5	11.5	11.6	13.1	13.1	13.1	13.1	14.8	14.8	14.8	14.9		
Hi PR	250	251	253	257	289	290	292	296	330	331	332	337	373	375	376	381	421	422	424	428	471	472	474	478		
Lo PR	122	124	127	132	130	131	134	139	136	137	140	145	141	143	146	151	146	148	151	156	153	154	157	163		
MBh	37.0	37.5	38.6	40.2	36.7	37.2	38.3	39.9	35.8	36.3	37.4	39.0	34.2	34.7	35.8	37.4	32.3	32.8	33.9	35.5	30.6	31.1	32.1	33.7		
S/T	1.00	0.95	0.82	0.7	1.00	0.95	0.82	0.7	1.00	1.00	0.85	0.7	1.00	1.00	0.87	0.7	1.00	1.00	0.89	0.8	1.00	1.00	1.00	0.8		
ΔT	27	26	22	19	27	26	22	19	28	26	23	19	27	26	22	19	27	25	22	19	28	26	23	20		
kW	2.10	2.10	2.09	2.1	2.34	2.34	2.34	2.4	2.62	2.62	2.61	2.6	2.91	2.91	2.91	2.9	3.25	3.24	3.24	3.3	3.64	3.63	3.63	3.6		
Amps	7.9	7.9	7.8	7.9	9.0	9.0	9.0	9.1	10.3	10.2	10.2	10.3	11.6	11.6	11.6	11.7	13.1	13.1	13.1	13.2	14.9	14.9	14.9	15.0		
Hi PR	253	254	256	260	292	293	295	299	333	334	335	340	376	377	379	383	424	425	426	431	474	475	477	481		
Lo PR	125	127	130	135	132	134	137	142	139	140	143	148	144	145	148	154	149	151	154	159	156	157	160	165		

IDB: Entering Indoor Dry Bulb Temperature
 High and low pressures are measured at the liquid and suction service valves.
 Shaded area reflects AHRI Rating Conditions.
 kW = Total system power
 Amps = Outdoor unit amps (compressor + fan)

EXPANDED COOLING DATA — GSZB404210A* + AMST42CU1400A*

IDB	Airflow	Outdoor Ambient Temperature																								
		65°F				75°F				85°F				95°F				105°F				115°F				
		59	63	67	71	59	63	67	71	59	63	67	71	59	63	67	71	59	63	67	71	59	63	67	71	
70	1225	MBh	40.9	41.4	42.6	-	40.5	41.1	42.3	-	39.4	40.0	41.2	-	37.6	38.2	39.4	-	35.4	35.9	37.2	-	33.3	33.9	35.1	-
		S/T	0.63	0.55	0.42	-	0.63	0.56	0.42	-	0.66	0.58	0.45	-	0.68	0.60	0.47	-	1.00	0.63	0.49	-	1.00	0.68	0.54	-
		ΔT	19	17	14	-	19	17	14	-	19	17	14	-	19	17	14	-	18	17	13	-	19	18	14	-
		kW	2.42	2.42	2.41	-	2.70	2.70	2.70	-	3.02	3.01	3.01	-	3.36	3.35	3.35	-	3.74	3.73	3.73	-	4.18	4.18	4.17	-
		Amps	9.0	9.0	9.0	-	10.3	10.3	10.3	-	11.7	11.7	11.7	-	13.3	13.3	13.3	-	15.0	15.0	15.0	-	17.1	17.1	17.0	-
	1340	Hi PR	240	241	243	-	278	279	281	-	318	319	321	-	361	362	363	-	407	408	409	-	456	457	458	-
		Lo PR	120	121	124	-	127	129	132	-	134	135	138	-	139	140	143	-	144	146	149	-	151	152	155	-
		MBh	41.2	41.8	43.0	-	40.9	41.4	42.7	-	39.8	40.4	41.6	-	38.0	38.5	39.8	-	35.7	36.3	37.5	-	33.7	34.3	35.5	-
		S/T	0.67	0.59	0.45	-	0.67	0.60	0.46	-	0.70	0.62	0.49	-	0.72	0.64	0.51	-	1.00	0.66	0.53	-	1.00	0.71	0.58	-
		ΔT	18	16	13	-	18	16	13	-	18	16	13	-	18	16	13	-	18	16	13	-	19	17	14	-
1575	kW	2.43	2.43	2.42	-	2.71	2.71	2.71	-	3.03	3.02	3.02	-	3.37	3.36	3.36	-	3.75	3.74	3.74	-	4.19	4.19	4.18	-	
	Amps	9.1	9.1	9.0	-	10.3	10.3	10.3	-	11.8	11.8	11.8	-	13.3	13.3	13.3	-	15.1	15.1	15.0	-	17.1	17.1	17.1	-	
	Hi PR	242	243	245	-	280	281	282	-	319	320	322	-	362	363	365	-	408	409	411	-	457	458	460	-	
	Lo PR	121	123	126	-	128	130	133	-	135	136	139	-	140	142	145	-	145	147	150	-	152	154	157	-	
	MBh	42.2	42.7	44.0	-	41.8	42.4	43.6	-	40.7	41.3	42.5	-	38.9	39.5	40.7	-	36.7	37.3	38.5	-	34.6	35.2	36.4	-	

75	1225	MBh	40.9	41.5	42.7	44.5	40.5	41.1	42.3	44.2	39.4	40.0	41.2	43.1	37.6	38.2	39.4	41.3	35.4	36.0	37.2	39.0	33.3	33.9	35.1	37.0
		S/T	0.76	0.68	0.55	0.40	0.76	0.69	0.55	0.41	1.00	0.71	0.58	0.43	1.00	0.73	0.60	0.45	1.00	0.75	0.62	0.48	1.00	0.81	0.67	0.53
		ΔT	23	21	18	14	23	21	17	14	23	21	18	14	22	21	17	14	22	21	17	14	23	22	18	15
		kW	2.42	2.42	2.41	2.43	2.70	2.70	2.69	2.72	3.01	3.01	3.01	3.03	3.35	3.35	3.35	3.37	3.73	3.73	3.73	3.75	4.18	4.18	4.17	4.19
		Amps	9.0	9.0	9.0	9.1	10.3	10.3	10.3	10.4	11.7	11.7	11.7	11.8	13.3	13.3	13.3	13.4	15.0	15.0	15.0	15.1	17.1	17.1	17.0	17.1
	1340	Hi PR	241	242	243	248	278	280	281	285	318	319	321	325	361	362	364	368	407	408	410	414	456	457	459	463
		Lo PR	120	121	124	130	127	129	132	137	134	135	138	143	139	140	144	149	144	146	149	154	151	152	155	160
		MBh	41.3	41.8	43.0	44.9	40.9	41.5	42.7	44.5	39.8	40.4	41.6	43.5	38.0	38.6	39.8	41.6	35.8	36.3	37.6	39.4	33.7	34.3	35.5	37.4
		S/T	0.80	0.72	0.58	0.44	0.80	0.73	0.59	0.45	1.00	0.75	0.62	0.47	1.00	0.77	0.63	0.49	1.00	0.79	0.66	0.51	1.00	0.84	0.71	0.57
		ΔT	22	20	17	13	22	20	17	13	22	20	17	14	22	20	17	13	22	20	17	13	23	21	18	14
1575	kW	2.43	2.43	2.42	2.44	2.71	2.71	2.70	2.72	3.02	3.02	3.02	3.04	3.36	3.36	3.36	3.38	3.74	3.74	3.74	3.76	4.19	4.19	4.18	4.20	
	Amps	9.1	9.0	9.0	9.1	10.3	10.3	10.3	10.4	11.8	11.8	11.7	11.8	13.3	13.3	13.3	13.4	15.1	15.1	15.0	15.1	17.1	17.1	17.1	17.2	
	Hi PR	242	243	245	249	280	281	283	287	320	321	322	326	362	363	365	369	408	409	411	415	457	458	460	464	
	Lo PR	121	123	126	131	128	130	133	138	135	136	139	144	140	142	145	150	145	147	150	155	152	154	157	162	
	MBh	42.2	42.8	44.0	45.8	41.8	42.4	43.6	45.5	40.8	41.3	42.6	44.4	38.9	39.5	40.7	42.6	36.7	37.3	38.5	40.3	34.7	35.2	36.5	38.3	

IDB: Entering Indoor Dry Bulb Temperature
 High and low pressures are measured at the liquid and suction service valves.
 Shaded area reflects ACCA (TVA) Rating Conditions.
 kW = Total system power
 Amps = Outdoor unit amps (compressor + fan)

IDB	AIRFLOW	OUTDOOR AMBIENT TEMPERATURE												ENTERING INDOOR WET BULB TEMPERATURE											
		65°F				75°F				85°F				95°F				105°F				115°F			
		59	63	67	71	59	63	67	71	59	63	67	71	59	63	67	71	59	63	67	71	59	63	67	71
80	MBh	41.1	41.7	42.9	44.7	40.7	41.3	42.5	44.4	39.7	40.2	41.5	43.3	37.8	38.4	39.6	41.5	35.6	36.2	37.4	39.2	33.6	34.1	35.3	37.2
	S/T	0.88	0.81	0.67	0.53	1.00	0.81	0.68	0.53	1.00	0.84	0.70	0.56	1.00	0.86	0.72	0.58	1.00	1.00	0.74	0.60	1.00	1.00	0.80	0.65
	ΔT	26	25	21	18	26	25	21	18	27	25	22	18	26	25	21	18	26	24	21	18	27	26	22	19
	kW	2.42	2.42	2.41	2.44	2.70	2.70	2.70	2.72	3.02	3.01	3.01	3.03	3.36	3.35	3.35	3.37	3.74	3.73	3.73	3.75	4.18	4.18	4.17	4.20
	Amps	9.0	9.0	9.0	9.1	10.3	10.3	10.3	10.4	11.7	11.7	11.7	11.8	13.3	13.3	13.3	13.4	15.0	15.0	15.0	15.1	17.1	17.1	17.0	17.1
	Hi PR	241	242	244	248	279	280	282	286	319	320	321	325	361	362	364	368	407	408	410	414	456	457	459	463
	Lo PR	121	122	125	130	128	129	132	137	134	136	139	144	140	141	144	149	145	146	149	154	151	153	156	161
	MBh	41.5	42.0	43.3	45.1	41.1	41.7	42.9	44.7	40.0	40.6	41.8	43.7	38.2	38.8	40.0	41.9	36.0	36.5	37.8	39.6	33.9	34.5	35.7	37.6
	S/T	0.92	0.85	0.71	0.57	1.00	0.85	0.72	0.57	1.00	0.88	0.74	0.60	1.00	0.90	0.76	0.62	1.00	1.00	0.78	0.64	1.00	1.00	0.83	0.69
	ΔT	26	24	21	17	26	24	21	17	26	24	21	17	26	24	21	17	25	24	20	17	27	25	22	18
	kW	2.43	2.43	2.42	2.44	2.71	2.71	2.70	2.73	3.03	3.02	3.02	3.04	3.37	3.36	3.36	3.38	3.75	3.74	3.74	3.76	4.19	4.19	4.18	4.21
	Amps	9.1	9.0	9.0	9.1	10.3	10.3	10.3	10.4	11.8	11.8	11.8	11.9	13.3	13.3	13.3	13.4	15.1	15.1	15.1	15.1	17.1	17.1	17.1	17.2
Hi PR	242	244	245	249	280	281	283	287	320	321	323	327	363	364	365	370	409	410	411	416	458	459	461	465	
Lo PR	122	123	126	131	129	130	134	139	135	137	140	145	141	142	145	150	146	147	151	156	153	154	157	162	
MBh	42.4	43.0	44.2	46.0	42.0	42.6	43.8	45.7	41.0	41.5	42.8	44.6	39.1	39.7	40.9	42.8	36.9	37.5	38.7	40.6	34.9	35.4	36.7	38.5	
S/T	1.00	0.89	0.75	0.61	1.00	0.89	0.76	0.61	1.00	0.92	0.78	0.64	1.00	0.94	0.80	0.66	1.00	1.00	0.82	0.68	1.00	1.00	0.87	0.73	
ΔT	25	23	19	16	24	23	19	16	25	23	20	16	24	23	19	16	24	22	19	16	25	24	20	17	
kW	2.45	2.45	2.44	2.46	2.73	2.73	2.72	2.74	3.04	3.04	3.04	3.06	3.38	3.38	3.38	3.40	3.76	3.76	3.76	3.78	4.21	4.21	4.20	4.22	
Amps	9.1	9.1	9.1	9.2	10.4	10.4	10.4	10.5	11.9	11.9	11.8	11.9	13.4	13.4	13.4	13.5	15.2	15.1	15.1	15.2	17.2	17.2	17.2	17.3	
Hi PR	245	246	248	252	283	284	286	290	323	324	325	330	365	366	368	372	411	412	414	418	461	462	463	467	
Lo PR	125	126	129	134	132	133	136	141	138	140	143	148	144	145	148	153	149	150	153	158	155	157	160	165	
85	MBh	41.8	42.3	43.6	45.4	41.4	42.0	43.2	45.1	40.3	40.9	42.1	44.0	38.5	39.1	40.3	42.2	36.3	36.9	38.1	39.9	34.2	34.8	36.0	37.9
	S/T	1.00	0.91	0.77	0.6	1.00	0.91	0.78	0.6	1.00	1.00	0.80	0.7	1.00	1.00	0.82	0.7	1.00	1.00	0.85	0.7	1.00	1.00	0.90	0.8
	ΔT	30	28	25	21	30	28	25	21	30	28	25	22	30	28	25	21	30	28	25	21	31	29	26	22
	kW	2.43	2.42	2.42	2.4	2.71	2.71	2.70	2.7	3.02	3.02	3.01	3.0	3.36	3.36	3.35	3.4	3.74	3.74	3.73	3.8	4.19	4.18	4.18	4.2
	Amps	9.0	9.0	9.0	9.1	10.3	10.3	10.3	10.4	11.8	11.8	11.7	11.8	13.3	13.3	13.3	13.4	15.1	15.0	15.0	15.1	17.1	17.1	17.1	17.2
	Hi PR	242	243	245	249	280	281	283	287	320	321	322	327	362	363	365	369	408	409	411	415	458	459	460	464
	Lo PR	122	124	127	132	130	131	134	139	136	137	140	146	141	143	146	151	147	148	151	156	153	155	158	163
	MBh	42.2	42.7	43.9	45.8	41.8	42.4	43.6	45.4	40.7	41.3	42.5	44.4	38.9	39.5	40.7	42.5	36.7	37.2	38.5	40.3	34.6	35.2	36.4	38.3
	S/T	1.00	0.95	0.81	0.7	1.00	0.95	0.82	0.7	1.00	1.00	0.84	0.7	1.00	1.00	0.86	0.7	1.00	1.00	0.88	0.7	1.00	1.00	1.00	0.8
	ΔT	29	27	24	21	29	27	24	21	29	28	24	21	29	27	24	21	29	27	24	20	30	28	25	22
	kW	2.44	2.43	2.43	2.5	2.72	2.72	2.71	2.7	3.03	3.03	3.02	3.0	3.37	3.37	3.36	3.4	3.75	3.75	3.74	3.8	4.20	4.19	4.19	4.2
	Amps	9.1	9.1	9.1	9.2	10.4	10.4	10.3	10.4	11.8	11.8	11.8	11.9	13.4	13.4	13.3	13.4	15.1	15.1	15.1	15.2	17.1	17.1	17.1	17.2
Hi PR	244	245	246	251	281	282	284	288	321	322	324	328	364	365	366	371	410	411	413	417	459	460	462	466	
Lo PR	124	125	128	133	131	132	135	140	137	139	142	147	143	144	147	152	148	149	152	157	154	156	159	164	
MBh	43.1	43.7	44.9	46.7	42.7	43.3	44.5	46.4	41.7	42.2	43.4	45.3	39.8	40.4	41.6	43.5	37.6	38.2	39.4	41.2	35.6	36.1	37.3	39.2	
S/T	1.00	0.99	0.85	0.7	1.00	0.99	0.86	0.7	1.00	1.00	0.88	0.7	1.00	1.00	0.90	0.8	1.00	1.00	0.92	0.8	1.00	1.00	1.00	0.8	
ΔT	28	26	23	20	28	26	23	19	28	26	23	20	28	26	23	19	28	26	23	19	29	27	24	20	
kW	2.45	2.45	2.45	2.5	2.73	2.73	2.73	2.7	3.05	3.05	3.04	3.1	3.39	3.39	3.38	3.4	3.77	3.77	3.76	3.8	4.21	4.21	4.21	4.2	
Amps	9.2	9.2	9.1	9.2	10.4	10.4	10.4	10.5	11.9	11.9	11.9	12.0	13.4	13.4	13.4	13.5	15.2	15.2	15.1	15.2	17.2	17.2	17.2	17.3	
Hi PR	246	247	249	253	284	285	287	291	324	325	327	331	367	368	369	373	413	414	415	419	462	463	464	469	
Lo PR	126	128	131	136	134	135	138	143	140	141	144	150	145	147	150	155	151	152	155	160	157	159	162	167	

IDB: Entering Indoor Dry Bulb Temperature
 High and low pressures are measured at the liquid and suction service valves.
 Shaded area reflects AHRI Rating Conditions.
 kW = Total system power
 Amps = Outdoor unit amps (compressor + fan)

EXPANDED COOLING DATA — GSZB404810A* + AMST48CU1400A*

IDB	AIRFLOW	OUTDOOR AMBIENT TEMPERATURE																								
		65°F				75°F				85°F				95°F				105°F				115°F				
		59	63	67	71	59	63	67	71	59	63	67	71	59	63	67	71	59	63	67	71	59	63	67	71	
70	1400	MBh	46.7	47.3	48.7	-	46.3	46.9	48.3	-	45.1	45.7	47.1	-	43.0	43.6	45.0	-	40.4	41.1	42.5	-	38.1	38.8	40.2	-
		S/T	0.63	0.56	0.43	-	0.64	0.56	0.43	-	0.66	0.59	0.46	-	0.68	0.61	0.48	-	1.00	0.63	0.50	-	1.00	0.68	0.55	-
		ΔT	19	17	14	-	19	17	13	-	19	17	14	-	19	17	13	-	18	17	13	-	19	18	14	-
		kW	2.73	2.73	2.73	-	3.06	3.06	3.05	-	3.43	3.43	3.42	-	3.82	3.82	3.82	-	4.27	4.27	4.26	-	4.79	4.79	4.78	-
		Amps	10.3	10.3	10.3	-	11.8	11.8	11.8	-	13.5	13.5	13.5	-	15.3	15.3	15.3	-	17.3	17.3	17.3	-	19.7	19.7	19.7	-
	1460	Hi PR	243	244	246	-	282	283	284	-	322	323	324	-	365	366	367	-	411	412	414	-	461	462	463	-
		Lo PR	120	121	124	-	127	129	132	-	134	135	138	-	139	140	143	-	144	146	149	-	151	152	155	-
		MBh	46.9	47.6	48.9	-	46.5	47.1	48.5	-	45.3	45.9	47.3	-	43.2	43.9	45.2	-	40.7	41.3	42.7	-	38.3	39.0	40.4	-
		S/T	0.65	0.57	0.44	-	0.66	0.58	0.45	-	0.68	0.61	0.47	-	0.70	0.62	0.49	-	1.00	0.65	0.51	-	1.00	0.70	0.56	-
		ΔT	18	17	13	-	18	16	13	-	19	17	13	-	18	16	13	-	18	16	13	-	19	17	14	-
1600	kW	2.74	2.74	2.73	-	3.07	3.06	3.06	-	3.43	3.43	3.43	-	3.83	3.83	3.82	-	4.27	4.27	4.26	-	4.79	4.79	4.78	-	
	Amps	10.3	10.3	10.3	-	11.8	11.8	11.8	-	13.5	13.5	13.5	-	15.3	15.3	15.3	-	17.4	17.4	17.3	-	19.7	19.7	19.7	-	
	Hi PR	244	245	247	-	282	283	285	-	322	323	325	-	365	366	368	-	412	413	414	-	461	462	464	-	
	Lo PR	121	122	125	-	128	129	132	-	134	136	139	-	139	141	144	-	145	146	149	-	151	153	156	-	
	MBh	47.4	48.1	49.5	-	47.0	47.7	49.1	-	45.8	46.5	47.9	-	43.7	44.4	45.8	-	41.2	41.9	43.2	-	38.9	39.5	40.9	-	

75	1400	MBh	46.7	47.4	48.8	50.9	46.3	47.0	48.3	50.4	45.1	45.7	47.1	49.2	43.0	43.7	45.0	47.2	40.5	41.1	42.5	44.6	38.1	38.8	40.2	42.3
		S/T	0.76	0.68	0.55	0.41	0.76	0.69	0.56	0.42	1.00	0.72	0.58	0.44	1.00	0.73	0.60	0.46	1.00	0.76	0.62	0.48	1.00	0.81	0.67	0.53
		ΔT	23	21	17	14	23	21	17	14	23	21	18	14	23	21	17	14	22	20	17	14	23	22	18	15
		kW	2.73	2.73	2.72	2.75	3.06	3.06	3.05	3.08	3.43	3.42	3.42	3.44	3.82	3.82	3.81	3.84	4.27	4.26	4.26	4.28	4.79	4.78	4.78	4.80
		Amps	10.3	10.3	10.3	10.4	11.8	11.8	11.8	11.9	13.5	13.5	13.5	13.6	15.3	15.3	15.3	15.4	17.3	17.3	17.3	17.4	19.7	19.7	19.7	19.8
	1460	Hi PR	244	245	246	251	282	283	284	289	322	323	324	329	365	366	368	372	411	412	414	418	461	462	464	468
		Lo PR	120	121	124	130	127	129	132	137	134	135	138	143	139	140	143	148	144	146	149	154	151	152	155	160
		MBh	46.9	47.6	49.0	51.1	46.5	47.2	48.5	50.7	45.3	46.0	47.3	49.5	43.2	43.9	45.3	47.4	40.7	41.3	42.7	44.8	38.4	39.0	40.4	42.5
		S/T	0.77	0.70	0.57	0.43	0.78	0.71	0.57	0.44	1.00	0.73	0.60	0.46	1.00	0.75	0.62	0.48	1.00	0.77	0.64	0.50	1.00	0.82	0.69	0.55
		ΔT	22	20	17	14	22	20	17	14	22	21	17	14	22	20	17	14	22	20	17	13	23	21	18	14
1600	kW	2.74	2.73	2.73	2.75	3.06	3.06	3.06	3.08	3.43	3.43	3.42	3.45	3.83	3.82	3.82	3.84	4.27	4.27	4.26	4.29	4.79	4.79	4.78	4.81	
	Amps	10.3	10.3	10.3	10.4	11.8	11.8	11.8	11.9	13.5	13.5	13.5	13.6	15.3	15.3	15.3	15.4	17.4	17.3	17.3	17.4	19.7	19.7	19.7	19.8	
	Hi PR	244	245	247	251	282	283	285	289	322	323	325	329	365	366	368	372	412	413	415	419	461	462	464	468	
	Lo PR	121	122	125	130	128	129	132	137	134	136	139	144	139	141	144	149	145	146	149	154	151	153	156	161	
	MBh	47.5	48.1	49.5	51.6	47.1	47.7	49.1	51.2	45.9	46.5	47.9	50.0	43.8	44.4	45.8	47.9	41.2	41.9	43.3	45.4	38.9	39.6	40.9	43.1	

IDB: Entering Indoor Dry Bulb Temperature
 High and low pressures are measured at the liquid and suction service valves.
 Shaded area reflects ACCA (TVA) Rating Conditions.
 kW = Total system power
 Amps = Outdoor unit amps (compressor + fan)

IDB	AIRFLOW	OUTDOOR AMBIENT TEMPERATURE												ENTERING INDOOR WET BULB TEMPERATURE													
		65°F				75°F				85°F				95°F				105°F				115°F					
		59	63	67	71	59	63	67	71	59	63	67	71	59	63	67	71	59	63	67	71	59	63	67	71		
80	1400	MBh	47.0	47.6	49.0	51.1	46.5	47.2	48.6	50.7	45.3	46.0	47.4	49.5	43.3	43.9	45.3	47.4	40.7	41.4	42.7	44.9	38.4	39.0	40.4	42.5	
		S/T	0.88	0.81	0.67	0.54	1.00	0.81	0.68	0.54	1.00	0.84	0.71	0.57	1.00	0.86	0.72	0.58	1.00	1.00	0.75	0.61	1.00	1.00	0.80	0.66	
		ΔT	27	25	21	18	27	25	21	18	27	25	22	18	26	25	21	18	26	24	21	18	27	26	22	19	
	1460	kW	2.73	2.73	2.72	2.75	3.06	3.06	3.05	3.08	3.43	3.43	3.42	3.44	3.82	3.82	3.82	3.84	4.27	4.26	4.26	4.28	4.79	4.78	4.78	4.80	
		Amps	10.3	10.3	10.3	10.4	11.8	11.8	11.8	11.9	13.5	13.5	13.5	13.6	15.3	15.3	15.3	15.4	17.3	17.3	17.3	17.4	19.7	19.7	19.7	19.8	
		Hi PR	244	245	247	251	282	283	285	289	322	323	325	329	365	366	368	372	412	413	414	414	461	462	464	468	
	1600	Lo PR	121	122	125	130	128	129	132	137	134	136	139	144	139	141	144	149	145	146	149	154	151	153	156	161	
		MBh	47.2	47.8	49.2	51.3	46.8	47.4	48.8	50.9	45.5	46.2	47.6	49.7	43.5	44.1	45.5	47.6	40.9	41.6	43.0	45.1	38.6	39.3	40.6	42.8	
		S/T	0.90	0.82	0.69	0.55	1.00	0.83	0.70	0.56	1.00	0.85	0.72	0.58	1.00	0.87	0.74	0.60	1.00	1.00	0.76	0.62	1.00	1.00	0.81	0.67	
	85	1400	ΔT	26	24	21	18	26	24	21	18	26	25	21	18	26	24	21	18	26	24	21	17	27	25	22	18
			kW	2.74	2.74	2.73	2.76	3.07	3.06	3.06	3.08	3.43	3.43	3.42	3.45	3.83	3.83	3.82	3.85	4.27	4.27	4.26	4.29	4.79	4.79	4.78	4.81
			Amps	10.3	10.3	10.3	10.4	11.8	11.8	11.8	11.9	13.5	13.5	13.5	13.6	15.3	15.3	15.3	15.4	17.4	17.4	17.3	17.4	19.7	19.7	19.7	19.8
1460		Hi PR	245	246	247	252	283	284	286	290	323	324	326	330	366	367	369	373	412	413	415	419	462	463	465	469	
		Lo PR	121	123	126	131	128	130	133	138	135	136	139	144	140	141	145	150	145	147	150	155	152	153	156	161	
		MBh	47.7	48.4	49.8	51.9	47.3	48.0	49.3	51.4	46.1	46.7	48.1	50.2	44.0	44.7	46.0	48.2	41.5	42.1	43.5	45.6	39.1	39.8	41.2	43.3	
1600		S/T	1.00	0.85	0.72	0.58	1.00	0.86	0.72	0.58	1.00	0.88	0.75	0.61	1.00	0.90	0.77	0.63	1.00	1.00	0.79	0.65	1.00	1.00	0.84	0.70	
		ΔT	26	24	20	17	25	24	20	17	26	24	21	17	25	24	20	17	25	23	20	17	26	25	21	18	
		kW	2.75	2.75	2.74	2.77	3.08	3.07	3.07	3.09	3.44	3.44	3.44	3.46	3.84	3.84	3.83	3.86	4.28	4.28	4.28	4.30	4.80	4.80	4.80	4.82	
1400		Amps	10.4	10.4	10.4	10.5	11.9	11.9	11.9	12.0	13.6	13.6	13.5	13.7	15.4	15.4	15.4	15.5	17.4	17.4	17.4	17.5	19.8	19.8	19.8	19.9	
		Hi PR	246	247	249	253	284	285	287	291	324	325	327	331	367	368	370	374	414	415	417	421	463	464	466	470	
		Lo PR	122	124	127	132	130	131	134	139	136	137	140	145	141	143	146	151	146	148	151	156	153	155	158	163	
1460	MBh	47.9	48.6	50.0	52.1	47.5	48.2	49.6	51.7	46.3	47.0	48.4	50.5	44.2	44.9	46.3	48.4	41.7	42.4	43.7	45.9	39.4	40.0	41.4	43.5		
	S/T	1.00	0.92	0.79	0.7	1.00	0.93	0.80	0.7	1.00	1.00	0.82	0.7	1.00	1.00	0.84	0.7	1.00	1.00	0.86	0.7	1.00	1.00	0.91	0.8		
	ΔT	30	28	25	21	30	28	25	21	30	28	25	21	30	28	25	21	29	28	24	21	31	29	25	22		
1600	kW	2.74	2.74	2.74	2.8	3.07	3.07	3.06	3.1	3.44	3.44	3.43	3.5	3.84	3.83	3.83	3.9	4.28	4.28	4.27	4.3	4.80	4.80	4.79	4.8		
	Amps	10.4	10.4	10.3	10.4	11.9	11.8	11.8	12.0	13.6	13.5	13.5	13.6	15.4	15.4	15.3	15.4	17.4	17.4	17.4	17.5	19.8	19.8	19.7	19.9		
	Hi PR	246	247	249	253	284	285	287	291	324	325	327	331	367	368	370	374	413	415	416	420	463	464	466	470		
1400	Lo PR	123	124	127	132	130	132	135	140	136	138	141	146	142	143	146	151	147	149	152	157	154	155	158	163		
	MBh	48.5	49.1	50.5	52.6	48.1	48.7	50.1	52.2	46.9	47.5	48.9	51.0	44.8	45.4	46.8	48.9	42.2	42.9	44.3	46.4	39.9	40.6	42.0	44.1		
	S/T	1.00	0.95	0.82	0.7	1.00	0.96	0.82	0.7	1.00	1.00	0.85	0.7	1.00	1.00	0.87	0.7	1.00	1.00	0.89	0.7	1.00	1.00	1.00	0.8		
1600	ΔT	29	27	24	20	29	27	24	20	29	27	24	21	29	27	24	20	29	27	24	20	30	28	25	21		
	kW	2.76	2.75	2.75	2.8	3.08	3.08	3.08	3.1	3.45	3.45	3.44	3.5	3.85	3.84	3.84	3.9	4.29	4.29	4.28	4.3	4.81	4.81	4.80	4.8		
	Amps	10.4	10.4	10.4	10.5	11.9	11.9	11.9	12.0	13.6	13.6	13.6	13.7	15.4	15.4	15.4	15.5	17.4	17.4	17.4	17.5	19.8	19.8	19.8	19.9		
1400	Hi PR	247	248	250	254	285	287	288	292	325	327	328	332	369	370	371	376	415	416	418	422	465	466	467	472		
	Lo PR	124	126	129	134	132	133	136	141	138	139	142	147	143	145	148	153	149	150	153	158	155	157	160	165		

IDB: Entering Indoor Dry Bulb Temperature
 High and low pressures are measured at the liquid and suction service valves.
 Shaded area reflects AHRI Rating Conditions.
 kW = Total system power
 Amps = Outdoor unit amps (compressor + fan)

EXPANDED COOLING DATA — GSZB406010A* + AMST60DU1400A*

IDB	AIRFLOW	OUTDOOR AMBIENT TEMPERATURE																								
		65°F				75°F				85°F				95°F				105°F				115°F				
		59	63	67	71	59	63	67	71	59	63	67	71	59	63	67	71	59	63	67	71	59	63	67	71	
70	1750	MBh	56.4	57.2	58.8	-	55.9	56.7	58.3	-	54.4	55.2	56.9	-	51.9	52.7	54.4	-	48.8	49.6	51.3	-	46.0	46.8	48.5	-
		S/T	0.65	0.57	0.43	-	0.65	0.58	0.44	-	0.68	0.60	0.47	-	0.70	0.62	0.49	-	0.72	0.64	0.51	-	1.00	0.69	0.56	-
		ΔT	18	17	13	-	18	17	13	-	19	17	14	-	18	17	13	-	18	16	13	-	19	17	14	-
		kW	3.41	3.41	3.40	-	3.83	3.83	3.82	-	4.31	4.31	4.30	-	4.82	4.82	4.81	-	5.40	5.40	5.39	-	6.07	6.07	6.06	-
		Amps	12.9	12.9	12.9	-	14.9	14.9	14.8	-	17.1	17.0	17.0	-	19.4	19.4	19.4	-	22.0	22.0	22.0	-	25.1	25.1	25.1	-
	1840	Hi PR	258	259	261	-	298	299	301	-	340	342	343	-	386	387	389	-	435	436	438	-	488	489	491	-
		Lo PR	116	117	120	-	123	124	127	-	129	130	133	-	134	135	138	-	139	141	143	-	145	147	150	-
		MBh	56.7	57.5	59.2	-	56.2	57.0	58.7	-	54.7	55.5	57.2	-	52.2	53.0	54.7	-	49.1	49.9	51.6	-	46.3	47.1	48.8	-
		S/T	0.67	0.59	0.45	-	0.67	0.60	0.46	-	0.70	0.62	0.49	-	0.72	0.64	0.51	-	0.74	0.66	0.53	-	1.00	0.71	0.58	-
		ΔT	18	16	13	-	18	16	13	-	18	16	13	-	18	16	13	-	18	16	13	-	19	17	14	-
1920	kW	3.42	3.41	3.41	-	3.84	3.84	3.83	-	4.32	4.31	4.31	-	4.83	4.83	4.82	-	5.41	5.40	5.40	-	6.08	6.08	6.07	-	
	Amps	13.0	12.9	12.9	-	14.9	14.9	14.9	-	17.1	17.1	17.0	-	19.4	19.4	19.4	-	22.1	22.1	22.0	-	25.2	25.1	25.1	-	
	Hi PR	258	260	261	-	299	300	302	-	341	342	344	-	387	388	390	-	436	437	439	-	489	490	492	-	
	Lo PR	116	118	121	-	123	125	128	-	130	131	134	-	135	136	139	-	140	141	144	-	146	148	150	-	
	MBh	57.0	57.8	59.4	-	56.5	57.3	58.9	-	55.0	55.8	57.5	-	52.5	53.3	55.0	-	49.4	50.2	51.9	-	46.6	47.4	49.1	-	

75	1750	MBh	56.4	57.2	58.9	61.4	55.9	56.7	58.4	60.9	54.5	55.2	56.9	59.5	51.9	52.7	54.4	57.0	48.9	49.7	51.3	53.9	46.1	46.9	48.5	51.1
		S/T	0.78	0.70	0.56	0.42	0.78	0.71	0.57	0.43	0.81	0.73	0.60	0.45	1.00	0.75	0.61	0.47	1.00	0.77	0.64	0.49	1.00	0.82	0.69	0.55
		ΔT	22	20	17	14	22	20	17	14	22	21	17	14	22	20	17	14	22	20	17	13	23	21	18	15
		kW	3.41	3.40	3.39	3.43	3.83	3.83	3.82	3.85	4.31	4.30	4.30	4.33	4.82	4.82	4.81	4.84	5.40	5.39	5.39	5.42	6.07	6.07	6.06	6.09
		Amps	12.9	12.9	12.9	13.0	14.9	14.8	14.8	15.0	17.0	17.0	17.0	17.1	19.4	19.4	19.3	19.5	22.0	22.0	22.0	22.1	25.1	25.1	25.1	25.2
	1840	Hi PR	258	259	261	265	298	299	301	306	341	342	344	348	386	387	389	394	436	437	438	443	488	489	491	495
		Lo PR	116	117	120	125	123	124	127	132	129	130	133	138	134	135	138	143	139	141	143	148	145	147	150	155
		MBh	56.7	57.5	59.2	61.7	56.2	57.0	58.7	61.2	54.8	55.6	57.2	59.8	52.2	53.0	54.7	57.3	49.2	50.0	51.6	54.2	46.4	47.2	48.8	51.4
		S/T	0.80	0.72	0.58	0.44	0.80	0.73	0.59	0.45	0.83	0.75	0.62	0.47	1.00	0.77	0.63	0.49	1.00	0.79	0.66	0.51	1.00	0.84	0.71	0.57
		ΔT	22	20	17	13	22	20	17	13	22	20	17	14	22	20	17	13	22	20	17	13	23	21	18	14
1920	kW	3.41	3.41	3.40	3.44	3.84	3.84	3.83	3.86	4.31	4.31	4.30	4.34	4.83	4.83	4.82	4.85	5.40	5.40	5.39	5.43	6.08	6.08	6.07	6.10	
	Amps	13.0	12.9	12.9	13.1	14.9	14.9	14.9	15.0	17.1	17.1	17.0	17.2	19.4	19.4	19.4	19.5	22.1	22.0	22.0	22.2	25.1	25.1	25.1	25.2	
	Hi PR	259	260	262	266	299	300	302	307	342	343	344	349	387	388	390	395	436	437	439	444	489	490	492	496	
	Lo PR	116	118	121	126	123	125	128	133	130	131	134	139	135	136	139	144	140	141	144	149	146	148	150	155	
	MBh	57.0	57.8	59.5	62.0	56.5	57.3	59.0	61.5	55.1	55.8	57.5	60.1	52.5	53.3	55.0	57.6	49.5	50.3	51.9	54.5	46.7	47.4	49.1	51.7	

IDB: Entering Indoor Dry Bulb Temperature
 High and low pressures are measured at the liquid and suction service valves.
 Shaded area reflects ACCA (TVA) Rating Conditions.
 kW = Total system power
 Amps = Outdoor unit amps (compressor + fan)

IDB	AIRFLOW	OUTDOOR AMBIENT TEMPERATURE												ENTERING INDOOR WET BULB TEMPERATURE													
		65°F				75°F				85°F				95°F				105°F				115°F					
		59	63	67	71	59	63	67	71	59	63	67	71	59	63	67	71	59	63	67	71	59	63	67	71		
80	1750	MBh	56.7	57.5	59.2	61.7	56.2	57.0	58.7	61.2	54.7	55.5	57.2	59.8	52.2	53.0	54.7	57.2	49.2	50.0	51.6	54.2	46.4	47.1	48.8	51.4	
		S/T	0.90	0.83	0.69	0.55	1.00	0.83	0.70	0.55	1.00	0.86	0.72	0.58	1.00	0.88	0.74	0.60	1.00	0.90	0.76	0.62	1.00	1.00	0.81	0.67	
		ΔT	26	24	21	18	26	24	21	18	26	25	21	18	26	24	21	18	26	24	21	17	27	25	22	18	
	1840	kW	3.41	3.40	3.40	3.43	3.83	3.83	3.82	3.86	4.31	4.31	4.30	4.33	4.82	4.82	4.81	4.85	5.40	5.39	5.39	5.42	6.07	6.07	6.06	6.09	
		Amps	12.9	12.9	12.9	13.0	14.9	14.9	14.8	15.0	17.0	17.0	17.0	17.1	19.4	19.4	19.4	19.5	22.0	22.0	22.0	22.1	25.1	25.1	25.1	25.2	
		Hi PR	258	259	261	266	299	300	302	306	341	342	344	349	387	388	390	394	436	437	439	443	488	490	491	496	
	1920	Lo PR	116	118	121	126	123	125	128	132	129	131	134	139	135	136	139	144	140	141	144	149	146	147	150	155	
		MBh	57.0	57.8	59.5	62.0	56.5	57.3	59.0	61.5	55.1	55.8	57.5	60.1	52.5	53.3	55.0	57.6	49.5	50.3	51.9	54.5	46.7	47.5	49.1	51.7	
		S/T	0.92	0.85	0.71	0.57	1.00	0.85	0.72	0.57	1.00	0.88	0.74	0.60	1.00	0.90	0.76	0.62	1.00	0.92	0.78	0.64	1.00	1.00	0.83	0.69	
	85	1750	ΔT	26	24	21	17	26	24	21	17	26	24	21	18	26	24	21	17	25	24	20	17	27	25	22	18
			kW	3.42	3.41	3.41	3.44	3.84	3.84	3.83	3.86	4.32	4.31	4.31	4.34	4.83	4.83	4.82	4.85	5.41	5.40	5.40	5.43	6.08	6.08	6.07	6.10
			Amps	13.0	12.9	12.9	13.1	14.9	14.9	14.9	15.0	17.1	17.1	17.0	17.2	19.4	19.4	19.4	19.5	22.1	22.1	22.0	22.2	25.2	25.1	25.1	25.3
1840		Hi PR	259	260	262	267	300	301	303	307	342	343	345	349	388	389	391	395	437	438	440	444	489	490	492	497	
		Lo PR	117	118	121	126	124	125	128	133	130	131	134	139	135	137	140	144	140	142	145	150	147	148	151	156	
		MBh	57.3	58.1	59.8	62.3	56.8	57.6	59.3	61.8	55.3	56.1	57.8	60.4	52.8	53.6	55.3	57.8	49.8	50.5	52.2	54.8	46.9	47.7	49.4	52.0	
1920		S/T	0.94	0.86	0.72	0.58	1.00	0.87	0.73	0.59	1.00	0.89	0.76	0.61	1.00	0.91	0.77	0.63	1.00	0.93	0.80	0.65	1.00	1.00	0.85	0.71	
		ΔT	25	24	20	17	25	24	20	17	26	24	21	17	25	24	20	17	25	23	20	17	26	24	21	18	
		kW	3.42	3.42	3.41	3.44	3.85	3.85	3.84	3.87	4.32	4.32	4.31	4.35	4.84	4.84	4.83	4.86	5.41	5.41	5.40	5.44	6.09	6.08	6.08	6.11	
1750		Amps	13.0	13.0	12.9	13.1	14.9	14.9	14.9	15.0	17.1	17.1	17.1	17.2	19.5	19.5	19.4	19.6	22.1	22.1	22.1	22.2	25.2	25.2	25.1	25.3	
		Hi PR	260	261	262	267	300	301	303	308	343	344	346	350	388	389	391	396	438	439	440	445	490	491	493	497	
		Lo PR	118	119	122	127	125	126	129	134	131	132	135	140	136	137	140	145	141	142	145	150	147	149	152	157	
85	1750	MBh	57.7	58.4	60.1	62.7	57.2	57.9	59.6	62.2	55.7	56.5	58.2	60.7	53.2	54.0	55.6	58.2	50.1	50.9	52.6	55.1	47.3	48.1	49.8	52.3	
		S/T	1.00	0.93	0.79	0.6	1.00	0.93	0.80	0.7	1.00	0.96	0.82	0.7	1.00	1.00	0.84	0.7	1.00	1.00	0.86	0.7	1.00	1.00	0.92	0.8	
		ΔT	30	28	25	21	30	28	25	21	30	28	25	21	30	28	24	21	29	29	28	24	30	29	25	22	
	1840	kW	3.42	3.41	3.41	3.4	3.84	3.84	3.83	3.9	4.32	4.31	4.31	4.3	4.83	4.83	4.82	4.9	5.41	5.40	5.40	5.4	6.08	6.08	6.07	6.1	
		Amps	13.0	12.9	12.9	13.1	14.9	14.9	14.9	15.0	17.1	17.1	17.0	17.2	19.4	19.4	19.4	19.5	22.1	22.1	22.0	22.2	25.2	25.1	25.1	25.3	
		Hi PR	260	261	262	267	300	301	303	307	342	343	345	350	388	389	391	395	437	438	440	445	490	491	493	497	
	1920	Lo PR	119	121	122	128	126	127	130	135	132	133	136	141	137	138	141	146	142	143	146	151	148	149	152	157	
		MBh	58.0	58.7	60.4	63.0	57.5	58.2	59.9	62.5	56.0	56.8	58.5	61.0	53.5	54.3	55.9	58.5	50.4	51.2	52.9	55.4	47.6	48.4	50.1	52.6	
		S/T	1.00	0.95	0.81	0.7	1.00	0.95	0.82	0.7	1.00	0.98	0.84	0.7	1.00	1.00	0.86	0.7	1.00	1.00	0.88	0.7	1.00	1.00	0.94	0.8	
	1750	ΔT	29	27	24	21	29	27	24	21	29	28	24	21	29	27	24	21	29	29	27	24	30	28	25	22	
		kW	3.42	3.42	3.41	3.4	3.85	3.85	3.84	3.9	4.33	4.32	4.31	4.3	4.84	4.84	4.83	4.9	5.41	5.41	5.40	5.4	6.09	6.09	6.08	6.1	
		Amps	13.0	13.0	12.9	13.1	14.9	14.9	14.9	15.0	17.1	17.1	17.1	17.2	19.5	19.5	19.4	19.6	22.1	22.1	22.1	22.2	25.2	25.2	25.1	25.3	
1840	Hi PR	260	262	263	268	301	302	304	308	343	344	346	351	389	390	392	396	438	439	441	445	491	492	493	498		
	Lo PR	119	120	123	128	126	127	130	135	132	133	136	141	137	138	141	146	142	143	146	151	148	150	153	158		
	MBh	58.2	59.0	60.7	63.3	57.7	58.5	60.2	62.8	56.3	57.1	58.7	61.3	53.8	54.6	56.2	58.8	50.7	51.5	53.2	55.7	47.9	48.7	50.4	52.9		
1920	S/T	1.00	0.96	0.83	0.7	1.00	0.97	0.83	0.7	1.00	0.99	0.86	0.7	1.00	1.00	0.88	0.7	1.00	1.00	0.90	0.8	1.00	1.00	0.95	0.8		
	ΔT	29	27	24	20	29	27	24	20	29	27	24	21	29	27	24	20	29	29	27	24	30	28	25	21		
	kW	3.43	3.43	3.42	3.5	3.86	3.85	3.85	3.9	4.33	4.33	4.32	4.4	4.85	4.84	4.84	4.9	5.42	5.42	5.41	5.4	6.10	6.09	6.09	6.1		
1750	Amps	13.0	13.0	13.0	13.1	15.0	15.0	14.9	15.1	17.2	17.1	17.1	17.3	19.5	19.5	19.5	19.6	22.1	22.1	22.1	22.2	25.2	25.2	25.2	25.3		
	Hi PR	261	262	264	269	302	303	304	309	344	345	347	351	390	391	392	397	439	440	442	446	491	492	494	499		
	Lo PR	119	121	124	129	126	128	131	136	132	134	137	142	138	139	142	147	143	144	147	152	149	150	153	158		

IDB: Entering Indoor Dry Bulb Temperature
 High and low pressures are measured at the liquid and suction service valves.
 Shaded area reflects AHRI Rating Conditions.
 kW = Total system power
 Amps = Outdoor unit amps (compressor + fan)

GSZB401810A*+AMST24BU1400A*

	OUTDOOR AMBIENT TEMPERATURE																
	65	60	55	50	47	45	40	35	30	25	20	17	15	10	5	0	-5
MBh	22.0	20.6	19.2	17.9	17.0	16.4	14.7	13.2	12.0	11.0	10.4	10.0	9.5	8.4	7.2	6.0	4.9
T/R	32.0	30.3	28.5	26.7	25.7	24.7	22.2	19.9	18.1	16.7	15.7	15.1	14.4	12.6	10.9	9.1	7.3
KW	1.6	1.5	1.5	1.4	1.4	1.4	1.3	1.3	1.3	1.2	1.2	1.2	1.2	1.1	1.1	1.0	1.0
AMPS	5.9	5.7	5.5	5.3	5.2	5.1	5.0	4.8	4.6	4.4	4.2	4.1	4.1	3.9	3.7	3.5	3.3
COP	4.10	3.95	3.78	3.62	3.50	3.41	3.16	2.92	2.74	2.61	2.54	2.50	2.42	2.20	1.97	1.72	1.44
Hi PR	392	379	366	354	346	341	328	315	303	290	277	270	264	252	239	226	213
LO PR	144	135	126	117	112	108	99	90	81	72	64	58	55	46	37	28	19

GSZB402410A*+AMST24BU1400A*

	OUTDOOR AMBIENT TEMPERATURE																
	65	60	55	50	47	45	40	35	30	25	20	17	15	10	5	0	-5
MBh	28.5	26.7	24.9	23.1	22.0	21.2	19.1	17.1	15.5	14.3	13.5	13.0	12.4	10.9	9.4	7.9	6.4
T/R	32.5	30.7	29.0	27.2	26.1	25.1	22.6	20.3	18.4	17.0	16.0	15.4	14.7	12.9	11.2	9.4	7.6
KW	2.0	1.9	1.9	1.8	1.8	1.8	1.7	1.7	1.6	1.6	1.6	1.5	1.5	1.5	1.4	1.4	1.3
AMPS	7.2	7.1	6.9	6.7	6.5	6.5	6.3	6.1	5.9	5.7	5.5	5.4	5.3	5.1	4.9	4.7	4.5
COP	4.28	4.10	3.92	3.73	3.60	3.50	3.23	2.98	2.77	2.63	2.55	2.50	2.41	2.19	1.94	1.69	1.41
Hi PR	381	368	356	343	336	331	319	306	294	282	269	262	257	244	232	220	207
LO PR	138	129	121	112	107	104	95	86	78	69	61	56	52	44	35	26	18

GSZB403010A*+AMST24BU1400A*

	OUTDOOR AMBIENT TEMPERATURE																
	65	60	55	50	47	45	40	35	30	25	20	17	15	10	5	0	-5
MBh	34.9	32.9	30.9	28.9	27.6	26.7	24.4	22.2	20.4	19.1	18.1	17.6	16.9	15.3	13.6	11.9	10.3
T/R	29.1	27.6	26.2	24.8	23.9	23.1	21.1	19.2	17.6	16.5	15.7	15.2	14.7	13.2	11.8	10.3	8.9
KW	2.2	2.1	2.1	2.1	2.1	2.1	2.0	2.0	2.0	2.0	1.9	1.9	1.9	1.9	1.8	1.8	1.8
AMPS	7.7	7.6	7.5	7.4	7.3	7.3	7.2	7.0	6.9	6.8	6.7	6.6	6.6	6.4	6.3	6.2	6.1
COP	4.71	4.49	4.27	4.05	3.90	3.79	3.51	3.24	3.01	2.86	2.75	2.70	2.61	2.39	2.16	1.92	1.68
Hi PR	351	340	328	317	310	305	294	283	271	260	248	241	237	225	214	203	191
LO PR	135	127	118	110	105	102	93	85	76	68	60	54	51	43	34	26	17

GSZB403610A*+AMST36CU1400A*

	OUTDOOR AMBIENT TEMPERATURE																
	65	60	55	50	47	45	40	35	30	25	20	17	15	10	5	0	-5
MBh	43.8	41.1	38.6	36.0	34.4	33.2	30.3	27.5	25.2	23.5	22.3	21.6	20.7	18.6	16.5	14.3	12.2
T/R	33.9	32.2	30.4	28.7	27.7	26.8	24.4	22.1	20.3	18.9	17.9	17.4	16.7	15.0	13.3	11.6	9.8
KW	3.1	3.1	3.0	2.9	2.9	2.9	2.8	2.7	2.6	2.6	2.5	2.4	2.4	2.3	2.3	2.2	2.1
AMPS	11.9	11.5	11.2	10.9	10.7	10.6	10.2	9.9	9.6	9.3	9.0	8.8	8.6	8.3	8.0	7.7	7.3
COP	4.07	3.92	3.77	3.61	3.50	3.41	3.20	2.98	2.81	2.69	2.63	2.60	2.53	2.34	2.14	1.93	1.70
Hi PR	434	420	406	391	383	377	363	349	335	321	307	298	293	279	264	250	236
LO PR	133	124	116	108	103	100	91	83	75	67	58	53	50	42	34	25	17

Above information is for nominal CFM and 70 degree indoor dry bulb.

Amps = Outdoor unit amps (comp.+fan)

kW = Total system power

Goodman Manufacturing Company, L.P. reserves the right to discontinue, or change at any time, specifications or designs without notice or without incurring obligations.

GSZB404210A*+AMST42CU1400A*

	OUTDOOR AMBIENT TEMPERATURE																
	65	60	55	50	47	45	40	35	30	25	20	17	15	10	5	0	-5
MBh	51.6	48.3	45.2	42.0	40.0	38.5	34.8	31.3	28.5	26.4	24.8	24.0	22.9	20.3	17.6	14.9	12.3
T/R	34.3	32.4	30.6	28.7	27.6	26.6	24.0	21.6	19.7	18.2	17.2	16.6	15.8	14.0	12.2	10.3	8.5
KW	3.5	3.4	3.3	3.3	3.3	3.2	3.2	3.1	3.1	3.0	3.0	2.9	2.9	2.9	2.8	2.7	2.7
AMPS	12.9	12.6	12.4	12.2	12.0	11.9	11.7	11.5	11.2	11.0	10.8	10.6	10.5	10.3	10.0	9.8	9.6
COP	4.38	4.17	3.96	3.74	3.60	3.49	3.21	2.94	2.72	2.56	2.46	2.40	2.31	2.08	1.84	1.59	1.34
Hi PR	394	381	369	356	348	343	330	317	304	292	279	271	266	253	240	227	215
LO PR	131	123	115	107	102	99	91	82	74	66	58	53	50	41	33	25	17

GSZB404810A*+AMST48CU1400A*

	OUTDOOR AMBIENT TEMPERATURE																
	65	60	55	50	47	45	40	35	30	25	20	17	15	10	5	0	-5
MBh	59.1	55.4	51.8	48.3	46.0	44.4	40.2	36.2	33.0	30.7	28.9	28.0	26.8	23.8	20.8	17.8	14.8
T/R	36.0	34.1	32.2	30.3	29.2	28.1	25.5	23.0	20.9	19.4	18.3	17.8	17.0	15.1	13.2	11.3	9.4
KW	3.9	3.8	3.7	3.7	3.6	3.6	3.6	3.5	3.4	3.4	3.3	3.3	3.3	3.2	3.1	3.1	3.0
AMPS	14.5	14.2	13.9	13.7	13.5	13.4	13.2	12.9	12.6	12.4	12.1	12.0	11.9	11.6	11.3	11.1	10.8
COP	4.48	4.27	4.06	3.85	3.70	3.59	3.31	3.03	2.81	2.66	2.55	2.50	2.41	2.18	1.94	1.69	1.44
Hi PR	433	419	405	390	382	376	362	348	334	320	306	298	292	278	264	250	236
LO PR	137	128	120	111	106	103	94	86	77	69	60	55	52	43	35	26	18

GSZB406010A*+AMST60DU1400A*

	OUTDOOR AMBIENT TEMPERATURE																
	65	60	55	50	47	45	40	35	30	25	20	17	15	10	5	0	-5
MBh	72.4	68.1	63.9	59.7	57.0	55.0	50.2	45.6	41.8	39.1	37.1	36.0	34.6	31.1	27.6	24.1	20.6
T/R	44.1	41.9	39.7	37.5	36.2	35.0	31.9	28.9	26.5	24.8	23.5	22.8	21.9	19.7	17.5	15.3	13.1
KW	4.7	4.6	4.6	4.5	4.5	4.5	4.4	4.4	4.3	4.3	4.2	4.2	4.2	4.2	4.1	4.1	4.0
AMPS	18.1	17.9	17.7	17.4	17.3	17.2	17.0	16.8	16.6	16.4	16.2	16.0	15.9	15.7	15.5	15.3	15.1
COP	4.52	4.30	4.07	3.85	3.70	3.59	3.31	3.04	2.82	2.66	2.56	2.50	2.41	2.20	1.97	1.74	1.51
Hi PR	412	399	385	372	364	359	345	332	318	305	292	284	278	265	251	238	225
LO PR	128	120	112	104	99	96	88	80	72	64	56	51	48	40	32	24	16

Above information is for nominal CFM and 70 degree indoor dry bulb.

Amps = Outdoor unit amps (comp.+fan)

KW = Total system power

Goodman Manufacturing Company, L.P. reserves the right to discontinue, or change at any time, specifications or designs without notice or without incurring obligations.

GSZB401810A* + AMST24BU1400A*				
Conditions: 80 °F IBD, 67 °F IWB @ 615 CFM				
OUTDOOR TEM. ° F.	TOTAL BTU/H	SENSIBLE BTU/H	LATENT BTU/H	TOTAL WATTS
75	18,250	13,500	4,750	1,160
80	18,050	13,350	4,700	1,230
85	17,800	13,150	4,650	1,290
90	17,400	12,900	4,500	1,360
95	17,000	12,600	4,400	1,430
100	16,550	12,250	4,300	1,510
105	16,050	11,900	4,150	1,580
110	15,650	11,600	4,050	1,680
115	15,200	11,250	3,950	1,770
TVA CONDITIONS @ 95° OD DB, 75° ID DB 63° ID WB				
95°	16,400	12,650	3,750	1,430

GSZB402410A* + AMST24BU1400A*				
Conditions: 80 °F IBD, 67 °F IWB @ 780 CFM				
OUTDOOR TEM. ° F.	TOTAL BTU/H	SENSIBLE BTU/H	LATENT BTU/H	TOTAL WATTS
75	24,250	17,700	6,550	1,520
80	23,950	17,500	6,450	1,610
85	23,650	17,300	6,350	1,700
90	23,150	16,900	6,250	1,800
95	22,600	16,500	6,100	1,900
100	22,000	16,050	5,950	2,010
105	21,350	15,600	5,750	2,120
110	20,800	15,200	5,600	2,250
115	20,200	14,750	5,450	2,380
TVA CONDITIONS @ 95° OD DB, 75° ID DB 63° ID WB				
95°	21,800	16,550	5,250	1,900

GSZB403010A* + AMST30BU1400A*				
Conditions: 80 °F IBD, 67 °F IWB @ 1070 CFM				
OUTDOOR TEM. ° F.	TOTAL BTU/H	SENSIBLE BTU/H	LATENT BTU/H	TOTAL WATTS
75	30,250	22,700	7,550	1,910
80	29,900	22,450	7,450	2,020
85	29,500	22,150	7,350	2,130
90	28,850	21,650	7,200	2,250
95	28,200	21,150	7,050	2,370
100	27,400	20,600	6,800	2,510
105	26,600	20,000	6,600	2,640
110	25,900	19,450	6,450	2,800
115	25,200	18,900	6,300	2,950
TVA Conditions @ 95° OD DB, 75° ID DB 63° ID WB				
95°	27,200	22,050	5,150	2,370

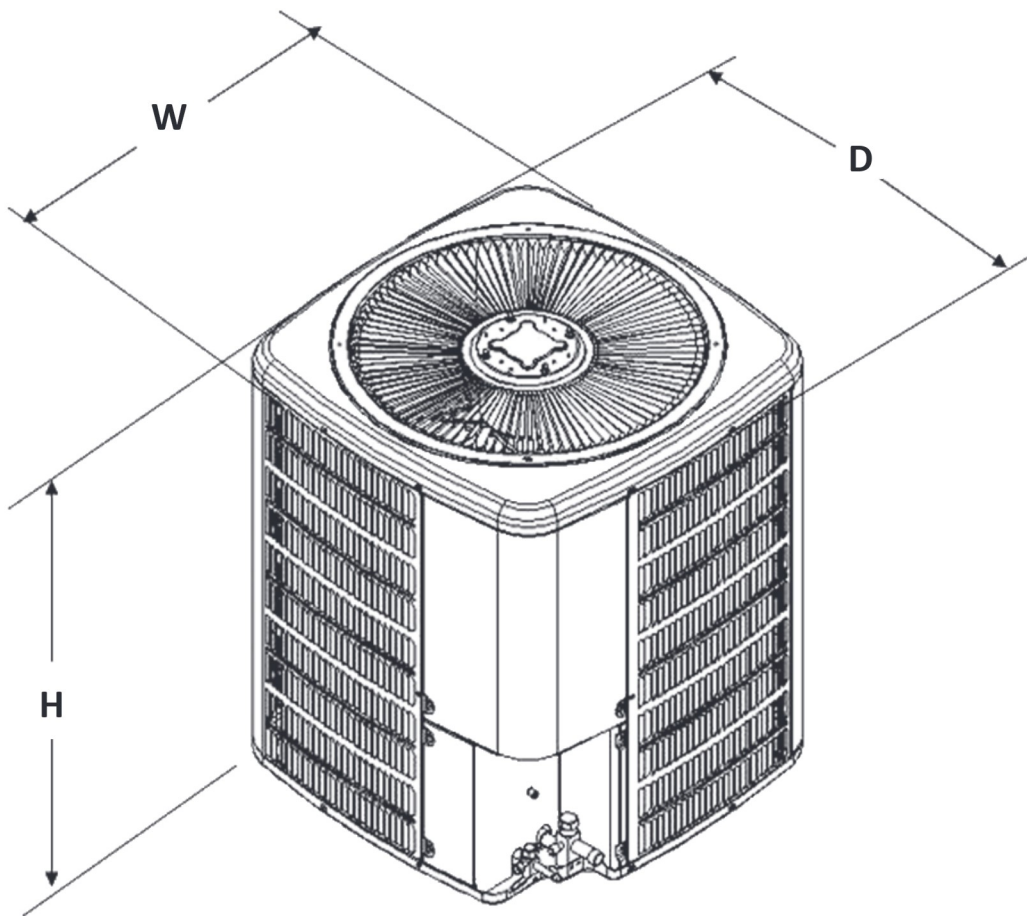
GSZB403610A* + AMST36CU1400A*				
Conditions: 80 °F IBD, 67 °F IWB @ 1150 CFM				
OUTDOOR TEM. ° F.	TOTAL BTU/H	SENSIBLE BTU/H	LATENT BTU/H	TOTAL WATTS
75	36,900	26,250	10,650	2,320
80	36,450	25,950	10,500	2,460
85	35,950	25,600	10,350	2,590
90	35,200	25,050	10,150	2,740
95	34,400	24,500	9,900	2,890
100	33,450	23,800	9,650	3,060
105	32,500	23,100	9,400	3,220
110	31,600	22,500	9,100	3,420
115	30,700	21,850	8,850	3,610
TVA CONDITIONS @ 95° OD DB, 75° ID DB 63° ID WB				
95°	33,150	24,550	8,600	2,890

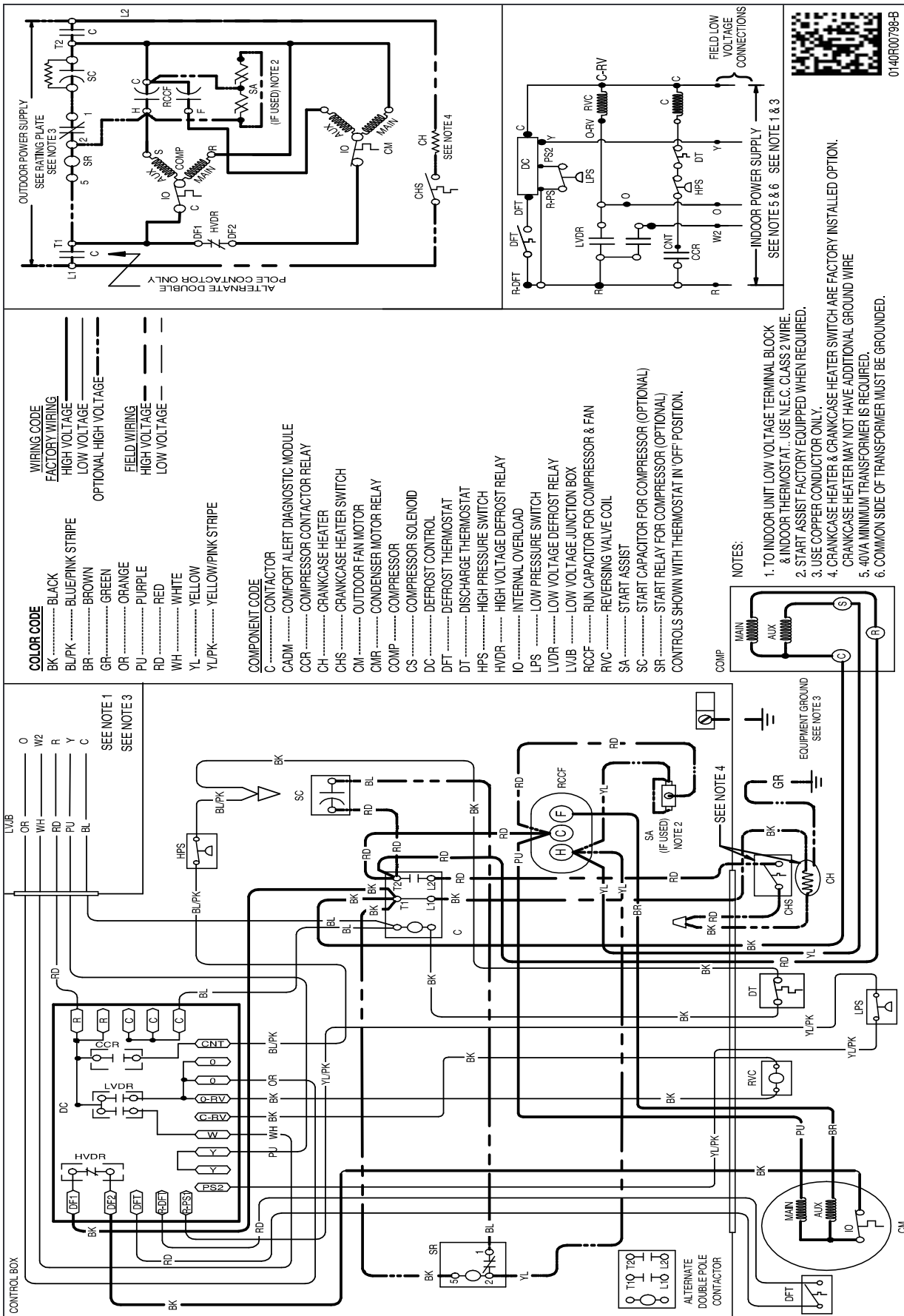
GSZB404210A* + AMST42CU1400A*				
Conditions: 80 °F IBD, 67 °F IWB @ 1340 CFM				
OUTDOOR TEM. ° F.	TOTAL BTU/H	SENSIBLE BTU/H	LATENT BTU/H	TOTAL WATTS
75	42,900	31,750	11,150	2,700
80	42,400	31,400	11,000	2,860
85	41,850	31,000	10,850	3,020
90	40,950	30,350	10,600	3,190
95	40,000	29,650	10,350	3,360
100	38,900	28,850	10,050	3,550
105	37,750	28,000	9,750	3,740
110	36,750	27,250	9,500	3,960
115	35,750	26,450	9,300	4,180
TVA CONDITIONS @ 95° OD DB, 75° ID DB 63° ID WB				
95°	38,550	29,700	8,850	3,360

GSZB404810A* + AMST48CU1400A*				
Conditions: 80 °F IBD, 67 °F IWB @ 1460 CFM				
OUTDOOR TEM. ° F.	TOTAL BTU/H	SENSIBLE BTU/H	LATENT BTU/H	TOTAL WATTS
75	48,800	35,200	13,600	3,060
80	48,200	34,750	13,450	3,240
85	47,600	34,300	13,300	3,420
90	46,550	33,550	13,000	3,620
95	45,500	32,800	12,700	3,820
100	44,250	31,900	12,350	4,040
105	42,950	31,000	11,950	4,260
110	41,800	30,150	11,650	4,520
115	40,650	29,300	11,350	4,780
TVA CONDITIONS @ 95° OD DB, 75° ID DB 63° ID WB				
95°	43,900	32,900	11,000	3,830

GSZB406010A* + AMST60DU1400A*				
Conditions: 80 °F IBD, 67 °F IWB @ 1840 CFM				
OUTDOOR TEM. ° F.	TOTAL BTU/H	SENSIBLE BTU/H	LATENT BTU/H	TOTAL WATTS
75	58,950	43,700	15,250	3,830
80	58,250	43,150	15,100	4,070
85	57,500	42,600	14,900	4,310
90	56,250	41,700	14,550	4,570
95	55,000	40,750	14,250	4,820
100	53,500	39,600	13,900	5,110
105	51,950	38,450	13,500	5,400
110	50,550	37,450	13,100	5,740
115	49,100	36,400	12,700	6,070
TVA Conditions @ 95° OD DB, 75° ID DB 63° ID WB				
95°	53,050	40,850	12,200	4,830

MODEL	DIMENSIONS		
	W"	D"	H"
GSZB401810A*	29	29	35 11/16
GSZB402410A*	29	29	35 11/16
GSZB403010A*	29	29	39 8/16
GSZB403610A*	35½	35½	39 10/16
GSZB404210A*	35½	35½	35 13/16
GSZB404810A*	35½	35½	36 7/16
GSZB406010A*	35½	35½	41 10/16





Wiring is subject to change. Always refer to the wiring diagram or the unit for the most up-to-date wiring.



WARNING



High Voltage: Disconnect all power before servicing or installing this unit. Multiple power sources may be present. Failure to do so may cause property damage, personal injury, or death.



0140R00798-B

MODEL #	DESCRIPTION	GSZB4 01810A	GSZB4 02410A	GSZB4 03010A	GSZB4 03610A	GSZB4 04210A	GSZB4 04810A	GSZB4 06010A
ABK-20	Anchor Bracket Kit [◇]	X	X	X	X	X	X	X
CSR-U-1	Hard-start Kit	X	X	X	X			
CSR-U-2	Hard-start Kit					X	X	X
CSR-U-3	Hard-start Kit						X	X
FSK01A ¹	Freeze Protection Kit	X	X	X	X	X	X	X
LAKT01A	Low-Ambient Kit	X	X	X	X	X	X	X
OT18-60A ²	Outdoor Thermostat w/ Lockout Stat	X	X	X	X	X	X	X
TXV-FX-KX-2T ³	TXV Kit	X	X					
TXV-FX-KX-3T ³	TXV Kit			X	X			
TXV-FX-KX-5T ³	TXV Kit					X	X	X
OT18-60A ²	Outdoor Thermostat	X	X	X	X	X	X	
TX2N4A ³	TXV Kit	X	X	X	X			
TX3N4 ³	TXV Kit					X	X	
TX5N4 ³	TXV Kit							

[◇] Contains 20 brackets; four brackets needed to anchor unit to pad

¹ Installed on indoor coil

² Required for heat pump applications where ambient temperatures fall below 0°F with 50% or higher relative humidity.

³ Condensing units and heat pumps with reciprocating or rotary compressors require the use of start-assist components when used in conjunction with an indoor coil using a non-bleed thermal expansion valve refrigerant metering device or liquid line solenoid kit. The TXV should always be sized based on the tonnage of the outdoor unit.

All AHRI system ratings are accessible in the System Configurator tool via PartnerLink.

